1000 Fifth Avenue SE, Hutchinson, Minnesota 55350 320.234.6362(w) 320.234.6300(f) www.newdiscoveries.org

Official Board Meeting Agenda

Monday, June 20, 2022 – 5:30 p.m. – on site at NDMA and Electronically via Zoom due to pandemic

(Contact tara.erickson@newdiscoveries.org for full board packet or Zoom link information)

1. Call Meeting to Order – Roll Call
2. Welcome/Introduction of Guests
3. Spotlight Report
4. Approval of Agenda
5. Approval of Consent Agenda
    a. Minutes of May 16, 2022 Meeting
    b. Submitted Committee Reports
6. Financial Reports
    a. May 2022 financial statements
    b. Approve May 2022 supplemental information report
    c. Approve Proposed FY22 revised budget
    d. Approve Proposed FY23 budget
    e. NDMA Long Range budget model
7. Reports
    a. Executive & Associate Directors
        i. Personnel changes – resignations, dismissals, reassignments, and new employments
        ii. Strategic Plan Update
        iii. Environmental Education Update
        iv. Academic Testing and Achievement Update
        v. Enrollment Update
        vi. Activities and Happenings related to the school, staff, students, families, community
    b. Board Activities –

        Receive NDMA Q-Comp report

        Board Training – Select and complete Brian Carpenter webinar sessions most helpful to you in carrying out your position(s) as a board member
8. Unfinished Business
    a. Approve description for Administrator Review Committee
    b.
9. New Business
    a. Approve contract with Tamara Pulver for Special Education Director Services
    b. Approve revised policy 340P- Executive Compensation
    c.
10. Upcoming Meetings/Events/Announcements
    a. Next board meeting, Monday, July 18, 2022 – 5:30 p.m.
    b. Finance Committee Meeting, July 11, 2022 – 11:45 a.m.
    c. Policy/Governance Committee Meeting – TBD
11. Adjournment

New Discoveries Montessori Academy
1000 Fifth Avenue SE, Hutchinson, Minnesota 55350 320.234.6362(w) 320.234.6300(f) www.newdiscoveries.org

DRAFT Official Board of Directors
Meeting Minutes
Monday, May 16, 2022

The Official Board Meeting of New Discoveries Montessori Academy of Hutchinson, MN was held at New Discoveries Montessori Academy, Hutchinson, MN and Electronically via Zoom due to pandemic.

1. Call Meeting to Order – The meeting was called to order at 5:31 p.m.

   Voting members present: Meytal Stancek, Spencer Kangas, Chris LaPlante, Patti Hoerner, Shari Colvin, Amanda Sundblad. Absent: Patrick Selchert
   Non-voting member present: Dave Conrad

2. Guests: Dustin Reeves, business manager

3. Spotlight Report – none at this meeting.

4. Agenda – MS (Stancek/La Plante) to approve the agenda no additions, roll call vote taken; motion carries unanimously.

5. MS (Hoerner/Sundblad) to approve the consent agenda with formatting change on the finance committee minutes to correct the split statement and date correction on the policy/governance minutes, roll call vote taken; motion carries unanimously.
   a. Minutes of April 25, 2022 Meeting
   b. Submitted Committee Reports

6. Financial Reports
   a. Received April 2022 financial statements – it was noted that payments for snowplowing were placed in the wrong category and would be corrected.
   b. MS (Kangas/Hoerner) to approve the April 2022 supplemental information report – this month's report includes purchase of school van, roll call vote taken; motion carries unanimously.

7. Reports
   a. Executive & Associate Directors
      i. Personnel changes – resignations, Beatrice Davis, dismissals, reassignments, and new employments
      ii. Strategic Plan Update
      iii. Environmental Education Update
      iv. Academic Testing and Achievement Update – currently NWEA testing
      v. Enrollment Update
      vi. Activities and Happenings related to the school, staff, students, families, community
   b. Board Activities –
      Received NDMA_FY21 Academic Performance Evaluation
      Received NDMA_Exhibit G_Academic Goals_Draft

Due to lack of valid MCA scores because of the COVID disruptions to school, NDMA received a 2-year extension on our current contract with Osprey Wilds. With this extension, we will need to update our academic goals.

Board Training – Board members are to select and complete Brian Carpenter webinar sessions most helpful in carrying out their position(s) as a board member.

8. Unfinished Business
   a. None at this time.

9. New Business
   a. MS (Hoerner/La Plante) to approve Kirsten Kinzler as an authorized signer on accounts with Citizens Bank and Trust, Hutchinson, MN, roll call vote taken; motion carries unanimously.
   b. MS (finance committee) to approve contract with Kraus-Anderson (our medical, dental insurance) for Virtual HR services, discussion was had about why – staff insurance and HR services, roll call vote taken; motion carries unanimously.
   c. MS (La Plante/Stancek) to approve revised descriptions for Finance, Facilities and Policy/Governance Committees, Colvin read through the changes to these committees, roll call vote taken; motion carries unanimously.
   d. MS (Hoerner/Kangas) to approve description for Administrator Review Committee – Colvin shared description with members. Corrections/changes need to be made - tabled until next meeting.
   e. MS (Stancek, Hoerner) to approve revised policy 213P- School Board Committees – the revisions include the additions of building committee and administrator review committee as standing board committees, roll call vote taken; motion carries unanimously.

10. Upcoming Meetings/Events/Announcements
    Announcement: Much heartfelt thanks to Dave Conrad for his labor of love to serve New Discoveries Montessori Academy since its beginnings.
    a. Next board meeting, Monday, June 20, 2022 – 5:30 p.m.
    b. Finance Committee Meeting, June 13, 2022 – 11:45 a.m.
    c. Policy/Governance Committee Meeting – TBD

11. Adjournment 6:59 p.m.

Respectfully submitted,

Tara Erickson
Recorder

New Discoveries Montessori Academy
Hutchinson, Minnesota
District 4161

Financial Report

May 31, 2022

bergankDV | DO MORE.

Prepared By:
Dustin J. Reeves
Outsourced Controller
June 9, 2022

New Discoveries Montessori Academy
Hutchinson, Minnesota

May 2022 Financial Report

Table of Contents

Financial Statements Overview	Page 2
Finances At-A-Glance	Page 4
Balance Sheet	Page 5
Statement of Revenues and Expenditures	Page 6
Cash Flow Statement	Page 12
Enrollment Summary	Page 13

Supplemental Information – See Separate Document

Management has elected to omit substantially all disclosures, government-wide financial statements, and required supplementary information. No CPA provides any assurance on these financial statements.

New Discoveries Montessori Academy
Hutchinson, Minnesota
Financial Report Overview
As of May 31, 2022

Financial Summary

Resources to Operate Programs (Revenues)			*Funds Used to Provide Programs and Services (Expenses)*			*Excess / Deficit*	
Approved Budget	$	5,439,572	Approved Budget	$	5,380,390	$	59,182
Revised Budget		5,733,974	Revised Budget		5,673,789		60,185
Proposed Revised Budget		6,194,512	Proposed Revised Budget		6,139,012		55,500
Year to Date		5,641,063	Year to Date		5,605,156		35,907
		91.07%			*90.66%*		

Student Enrollment Summary

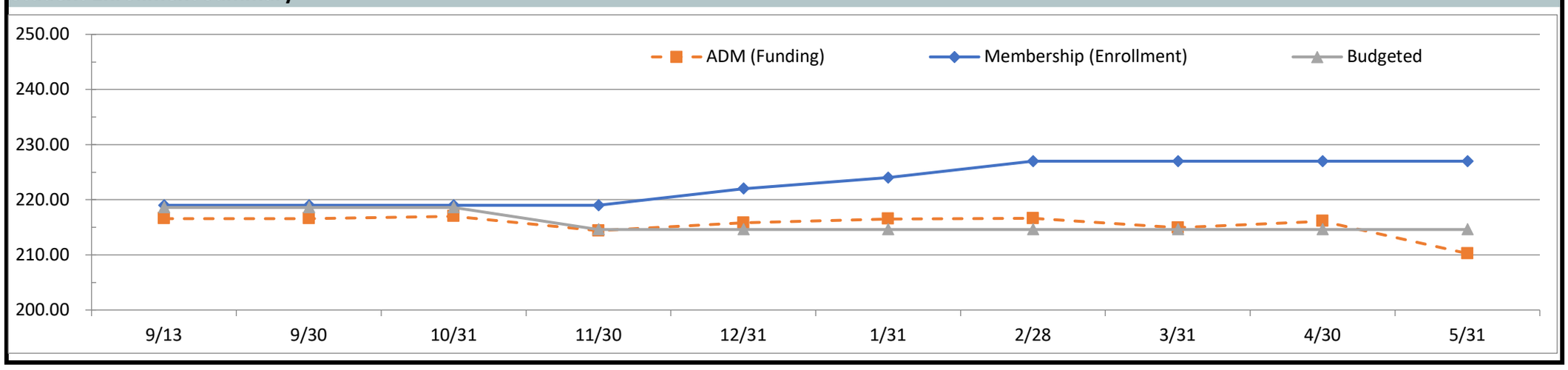

Cash Balance Projection

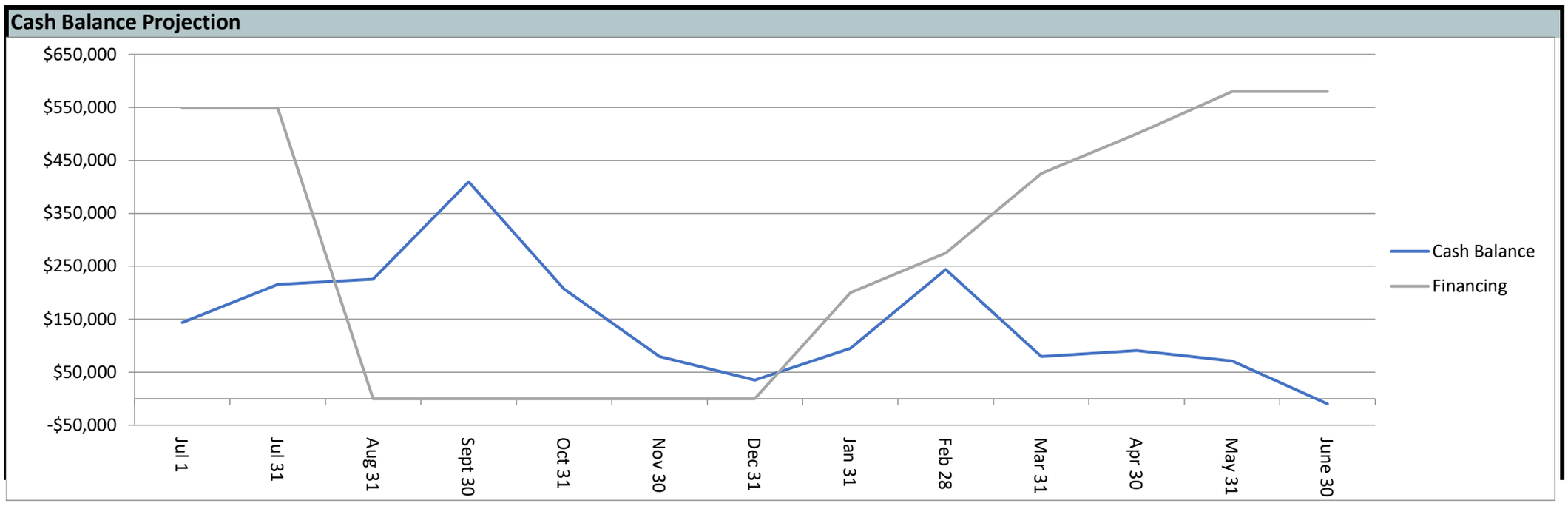

Comments and Analysis

Enrollment Summary - Voluntary Pre-K, Early Childhood Disabled, and Grades K - 8

Original Budget Estimate	219	*Weighted Average Daily Membership*	*224*
Working Budget Estimate	215	*Weighted Average Daily Membership*	*220*
Enrollment as of the First Day of School	216		
Enrollment as of End of the Month	*210*	*Weighted Average Daily Membership*	*220*

Finances "At A Glance"

Shows the budgeted and audited revenues and expenditures for FY21, and the Adopted and Revised Budgets for FY22.
Actual year to date amounts are shown, along with a percentage of the current Working Budget.
Revised Budget for this year will provide for a surplus of $60,185 and an ending fund balance of $435,093 (7.7% of Expenditures).
Proposed Revised Budget for this year is currently projecting a surplus of $55,500 and an ending fund balance of $430,408 (7.0% of Expenditures).

Balance Sheet

The beginning balances on the Balance Sheet are based on audited information as of June 30, 2021. Based on audited data, the school had a fund balance of $374,908 at the end of last year.

Assets

The cash balance as of the end of the month was $71,746 at Citizens Bank. This is down from last month due to a draw on the Line of Credit, and timing of disbursement processing.
Due from Other Funds represents $199,127 of costs paid by the school on behalf of the Building Company that will be reimbursed to the school (legal fees, IRS registration fee, property taxes, and construction fees for remodeling projects).
An estimate of State Aids receivable for the prior year (the holdback) was $0 at the end of the month.
An estimate of State Aids receivable for the current year (the holdback) was $679,148 at the end of the month.
Federal aids receivable for the current year were $267,260 based on expenditures incurred.
Prepaid expenditures, including benefits total $11,201 at month-end.

Liabilities
Salaries and benefits payable as of the end of the month were $199,559; this is for the portion of FY22 contracts that will be paid out in September 2022).
There was a $580,000 outstanding balance on the line of credit as of the end of the month.
Total Accounts Payable at the end of the month were $0.
Payroll deductions and benefits payable at the end of the month were $55,888 due to the timing of payments made for benefits.

Fund Balance

2021-2022 School Year
The Proposed Revised Budget for the current year has been updated from the original budget to reflect a projected enrollment of 215 students eligible for state aid in grades PK - 8th. The Proposed Revised Budget has been updated from original, with an understanding by Administration that these numbers may change based on total student enrollment through the year. Expenditure lines have been adjusted accordingly. The proposed revised budget reflected in the financial statement document predicts an operating surplus of $55,500, and will provide for an ending Fund Balance of $430,408 or 7.0% of total expenditures.

Statement of Revenues and Expenditures
The projected enrollment for this year in the Working Budget has been updated from an estimated enrollment of 219 students, for funding in grades PK through 8th.

Revenues
Year to date, 91.07% of budgeted revenues have been received (including the state aid holdback estimate).

Expenditures
Year to date, 90.66% of budgeted expenditures have been incurred (including the salary/benefits payable estimate).

Cash Flow Projection
The Cash Flow Projection for this year indicates that the school will need to use a line of credit to meet cash flow needs during the current school year.

Supplemental Information
A separate Supplemental Information packet is provided that shows checks that were written during the month and receipts that were posted this month. These reports are intended to inform the administration and board members of activity that has happened in the school's financial records.

The projections shown on this report are prepared using both the school leadership's estimates and consultant estimates. This report is prepared for internal use only. This report has not been compiled, reviewed, or audited and should not be relied on for other uses.

The actual Year to Date Activity figures are reported on a cash basis (with the exception of the state aid holdback amount, known accounts and Food Service Fund aids receivable, and Accounts Payables). This results in a year-to-date loss in net income in some cases. However, the numbers in the Working Budget column are indicators of where the school's finances will be at the end of the fiscal year once all accruals are made.

New Discoveries Montessori Academy
Hutchinson, Minnesota
Finances "At A Glance"
As of May 31, 2022

	2020-2021 Audited Actual	2021-2022 Original Budget	2021-2022 Revised Budget	2021-2022 Working Budget	Year to Date Actual Totals	91.67% Percent of Working Budget
Enrollment Kindergarten - Grade 8	219	219	215	215	210	97.79%
Estimated Pupil Units	225	227	219	220	216	97.98%
General Fund - 01						
Beginning fund balance	300,423	312,017	312,017	312,017	312,017	
Revenues	5,572,423	5,231,083	5,527,705	5,933,512	5,424,318	91.42%
Expenditures	(5,560,829)	(5,170,088)	(5,464,574)	(5,878,012)	(5,418,839)	92.19%
Transfers to other funds	-	(1,813)	(2,946)	-	-	
Change	11,594	59,182	60,185	55,500	5,479	
Ending fund balance	$ 312,017	$ 371,199	$ 372,202	$ 367,517	$ 317,496	
Food Services Fund - 02						
Beginning fund balance	$ 5,430	$ 47,140	$ 47,140	$ 47,140	$ 47,140	
Revenues	212,270	183,176	182,769	241,000	203,355	84.38%
Expenditures	(170,560)	(184,989)	(185,715)	(241,000)	(186,317)	77.31%
Transfer from general fund	-	1,813	2,946	-	-	
Change	41,710	-	-	-	17,038	
Ending fund balance	$ 47,140	$ 47,140	$ 47,140	$ 47,140	$ 64,178	
Community Services Fund - 04						
Beginning fund balance	$ 15,750	$ 15,750	$ 15,750	$ 15,750	$ 15,750	
Revenues	15,625	23,500	23,500	20,000	13,390	66.95%
Expenditures	(15,625)	(23,500)	(23,500)	(20,000)	-	0.00%
Transfer from general fund	-	-	-	-	-	
Change	-	-	-	-	13,390	
Ending fund balance	$ 15,750	$ 15,750	$ 15,750	$ 15,750	$ 29,140	
Total All Funds						
Beginning fund balance	321,603	374,908	374,908	374,908	374,908	
Revenues	5,800,318	5,437,759	5,733,974	6,194,512	5,641,063	91.07%
Expenditures	(5,747,014)	(5,378,577)	(5,673,789)	(6,139,012)	(5,605,156)	91.30%
Transfer between funds	-	-	-	-	-	
Change	53,305	59,182	60,185	55,500	35,907	
Ending fund balance	$ 374,908	$ 434,090	$ 435,093	$ 430,408	$ 410,815	
Ending Fund Balance as a Percentage of Expenditures	6.5%	8.1%	7.7%	7.0%		

New Discoveries Montessori Academy
Hutchinson, Minnesota
Balance Sheet
As of May 31, 2022

		Preliminary Audited Balance 07-01-21	Month Ending Balance
Assets			
Current assets			
101	Checking - Citizens Bank and Trust Co.	$ 143,736	$ 71,476
115	Accounts receivable	4,351	-
118	Due from building company	165,295	199,127
121	State aids receivable	837,131	-
	Current year state holdback	-	679,148
122	Federal aids receivable through MDE	191,194	267,260
131	Prepaid expenses and deposits	68,753	11,201
215	Prepaid employee insurance premiums	-	15,837
	Total all assets	1,410,461	$ 1,244,048
Liabilities and Fund Balance			
Current liabilities			
201	Salaries and wages payable	369,277	199,559
202	Citizens Bank and Trust line of credit advances	548,751	580,000
206	Accounts payable	77,964	-
215	Payroll deductions and contributions payable	30,388	47,166
230	Deferred revenue	9,172	8,722
	Total liabilities	1,035,553	833,233
Fund balance			
	Unreserved fund balance	279,494	279,494
	Nonspendable fund balance (inventories, prepaids)	66,916	66,916
	Committed fund balance (facility/equipment fund)	25,836	25,836
	Reserved fund balance (medical assistance pmts)	2,662	2,662
	Net income to date	-	35,907
	Total fund balance	374,908	410,815
	Total liabilities and fund balance	$ 1,410,461	$ 1,244,048
	Days Cash on Hand	**9**	**5**
	Current Ratio	**1.36**	**1.49**
	Requirement - Days Cash on Hand	**60**	**60**
	Requirement - Current Ratio	**1.10**	**1.10**

New Discoveries Montessori Academy
Hutchinson, Minnesota
Summary Revenue and Expenditure Statement
As of May 31, 2022

				Months to Date	*11*	*91.67%*
	2020-2021 Audited Actual	2021-2022 Original Budget	2021-2022 Revised Budget	2021-2022 Proposed Revised Budget	2021-2022 Year to Date Actual	Year to Date Percent of Revised Budget
Projected Enrollment (Average Daily Membership)	219	219	215	215	210	97.79%
Weighted average daily membership	225	224	219	220	216	97.98%
General Fund - 01						
Revenues						
State revenues						
211 General education aid	1,895,944	1,847,820	1,845,456	1,856,633	1,664,940	89.68%
335-300 Q comp aid	55,724	56,176	54,971	52,805	47,524	90.00%
212 Literacy incentive aid	12,033	14,129	14,129	14,129	11,552	81.76%
201 Endowment fund apportionment	9,348	9,348	9,348	9,180	9,104	99.17%
348-300 Charter school lease aid	287,792	294,073	287,766	289,469	210,000	72.55%
317 Long-term facilities maintenance revenue	28,950	29,542	28,908	29,079	27,300	93.88%
360 Special education aid	2,773,870	2,559,814	2,739,357	2,989,040	2,154,763	72.09%
071 Medical assistance billing revenue	5,019	15,885	15,595	15,618	12,098	77.46%
Prior year over/under accrual	(32,380)	-	-	-	7,278	100.00%
Estimated state holdback	-	-	-	-	679,148	
Total state revenues	5,036,301	4,826,787	4,995,530	5,255,953	4,823,706	91.78%
Federal revenues						
401 Title I program	59,456	72,053	71,788	83,010	44,611	53.74%
414 Title II program	8,778	8,110	7,962	8,730	5,540	63.46%
433 Title IV program	11,884	10,000	10,000	-	-	0.00%
151 CARES Funds	142,538	210,021	250,021	388,005	354,264	91.30%
154 Coronavirus Reflief Funding (CRF)	62,340	-	-	-	40,000	0.00%
150 Emergency Connectivity Fund (ECF)	-	-	73,000	73,000	73,000	100.00%
419 Special education aid - 419	53,583	45,927	45,087	45,129	29,256	64.83%
420 Special education aid - 420	4,479	-	-	-	-	0.00%
425 Special education aid - 425	10,246	7,294	7,266	7,323	5,947	81.22%
859 School expansion grant	143,906	-	-	-	-	0.00%
514 Reap grant	19,794	20,000	20,000	20,000	20,000	100.00%
Total federal revenues	517,002	373,405	485,124	625,197	572,618	91.59%
Local revenues						
060 Fees collected	4,046	4,300	4,221	4,500	4,460	99.11%
050 Field trip fees collected	1,604	8,677	8,677	13,500	15,026	111.30%
092 Interest earned	241	511	502	502	210	41.93%
093 Rental of facilities	-	110	500	700	660	94.29%
096 Gifts and donations	5,790	10,000	7,500	6,135	4,025	65.61%
096 Foundation/Endowment Funds	-	-	-	1,365	1,365	100.00%
099 Erate reimbursements	7,420	4,800	4,712	4,719	-	0.00%
099 Other local revenues	537	1,143	1,122	1,122	935	83.33%
621 Sales of materials purchased for resale	1,336	1,350	1,325	1,327	1,313	98.93%
649 Transfers From Other Funds	18,490	-	18,492	18,492	-	0.00%
Total local revenues	39,466	30,891	47,051	52,362	27,994	53.46%
Total revenues	$5,592,769	$5,231,083	$5,527,705	$5,933,512	$5,424,318	91.42%

		2020-2021 Audited Actual	2021-2022 Original Budget	2021-2022 Revised Budget	2021-2022 Proposed Revised Budget	2021-2022 Year to Date Actual	Year to Date Percent of Revised Budget
Expenditures							
100	Salaries and wages	$ 947,125	$ 767,108	$ 732,108	$ 727,342	$ 729,741	100.33%
200	Employee benefits	266,521	293,366	282,582	258,209	231,242	89.56%
	Projected salaries and wages payable	-				199,500	
	Total salaries, wages and benefits	1,213,646	1,060,474	1,014,690	985,551	1,160,483	117.75%
305	Contracted services	104,213	93,636	101,636	101,636	98,162	96.58%
306	Contracted grounds/snowplowing services	6,444	8,063	8,063	8,063	7,939	98.46%
308	Advertising fees	4,756	4,828	4,828	4,828	4,248	87.99%
320	Communication services	23,044	23,460	23,460	23,460	13,624	58.07%
329	Postage	1,192	1,381	1,356	1,358	1,230	90.57%
330	Utilities expense	50,691	42,154	41,382	60,000	45,510	75.85%
331	Refuse removal fees	5,804	5,135	5,041	5,048	5,937	117.61%
340	Property and liability insurance	20,000	22,050	24,385	24,385	24,673	101.18%
350	Repairs and maintenance services	7,448	10,610	10,415	25,000	16,818	67.27%
351	Copier usage fees	17,538	15,300	15,020	-	-	0.00%
360	Contracted transportation	178,370	200,000	200,000	190,000	167,440	88.13%
366	Travel, conferences, and staff training	3,603	6,837	6,712	6,723	3,350	49.82%
369	Field trip registrations and other fees	1,960	13,966	13,966	13,966	13,224	94.69%
348-370	Building lease	444,000	444,000	444,000	444,000	444,000	100.00%
370	Leasehold improvements lease	18,490	-	18,492	18,492	1,541	8.33%
370	Other rentals and operating leases	320	357	350	351	-	0.00%
380	Computer and tech related hardware rentals	4,862	5,127	5,033	5,041	4,051	80.37%
376	Licensed nursing services	1,610	4,289	4,210	5,717	5,696	99.64%
389	Staff tuition reimbursements	4,706	1,500	1,500	1,500	1,013	67.50%
390	Educational payments to mn school district	560	624	2,000	2,000	1,927	96.34%
401	Non instructional supplies	23,542	22,440	23,029	38,049	44,189	116.14%
405	Non instructional computer software and licenses	1,734	17,340	22,550	25,000	24,458	97.83%
406	Instructional software licensing agreements	4,270	-	-	-	17,382	100.00%
430	Instructional supplies	10,061	13,260	10,017	13,500	14,190	105.11%
440	Fuels	190	428	420	421	99	23.56%
455	Noninstructional technology supplies	350	423	415	541	534	98.62%
456	Instructional technology supplies	(154)	182	2,100	2,100	2,535	120.70%
460	Textbooks and workbooks	-	5,000	5,000	5,000	-	0.00%
461	Standardized tests	3,180	3,384	3,322	3,328	2,725	81.88%
466	Instructional technology devices	-	-	73,000	73,000	73,000	100.00%
470	Media books	685	714	701	775	1,222	157.68%
490	Food (not for food service)	2,572	2,550	2,503	3,500	4,548	129.94%
510	Site improvements	-	1,561	1,532	1,534	-	0.00%
520	Building improvements	3,358	3,425	3,425	3,425	-	0.00%
530	Equipment purchased	-	-	4,200	7,000	7,539	107.70%
556	Instructional technology equipment	-	-	15,522	15,522	15,092	97.23%
740	Interest cost on line of credit	22,649	30,000	22,000	22,000	14,598	66.36%
820	Dues, memberships, other certain fees	28,698	37,643	32,643	37,643	30,201	80.23%
895	Indirect program costs	(1,442)	-	-	-	-	0.00%
899	Budget contingency	473	-	-	-	-	0.00%
	Total general education expenditures	2,213,422	2,102,141	2,168,918	2,179,457	2,273,178	104.30%

	2020-2021 Audited Actual	2021-2022 Original Budget	2021-2022 Revised Budget	2021-2022 Proposed Revised Budget	2021-2022 Year to Date Actual	Year to Date Percent of Revised Budget
School expansion grant F859						
100 Salaries and wages	4,763	-	-	-	-	0.00%
200 Employee benefits	735	-	-	-	-	0.00%
366 In-state travel	1,783	-	-	-	-	0.00%
401 Non instructional supplies	20,528	-	-	-	-	0.00%
430 Instructional supplies	20,796	-	-	-	-	0.00%
455 Noninstructional technology supplies	7,747	-	-	-	-	0.00%
456 Instructional technology supplies	40	-	-	-	-	0.00%
460 Textbooks and workbooks	4,087	-	-	-	-	0.00%
470 Media books	6,276	-	-	-	-	0.00%
530 Equipment purchased	34,138	-	-	-	-	0.00%
555 Technology equipment and software	27,025	-	-	-	-	0.00%
556 Instructional technology equipment	15,989	-	-	-	-	0.00%
Total school expansion grant	143,906	-	-	-	-	0.00%
REAP grant						
405 Non instructional computer software and licenses	16,173	-	-	-	-	0.00%
556 Instructional technology equipment	3,621	20,000	20,000	20,000	20,000	100.00%
Total reap grant	19,794	20,000	20,000	20,000	20,000	100.00%
Title program - title I						
100 Salaries	45,690	55,057	55,057	68,124	38,153	56.00%
200 Benefits	13,766	14,510	14,245	12,400	6,458	52.08%
401 Supplies - non-instructional	-	955	955	955	-	0.00%
430 Instructional supplies	-	1,531	1,531	1,531	-	0.00%
Total Title I Expenditures	59,456	72,053	71,788	83,010	44,611	53.74%
Title program - title II						
303 Contracted Services	-	3,774	3,705	8,452	5,540	65.54%
366 Travel, conferences, and staff training	8,333	3,342	3,280	-	-	0.00%
401 Supplies - non-instructional	445	995	976	-	-	0.00%
895 Indirect costs	-	-	-	278	-	0.00%
Total title II expenditures	8,778	8,111	7,961	8,730	5,540	63.46%
Title program - title IV						
100s Salaries and Wages	9,922	-	-	-	-	0.00%
300s Purchased Services	-	3,000	3,000	-	-	0.00%
400s Supplies and Materials	1,962	-	-	-	-	0.00%
500s Equipment	-	7,000	7,000	-	-	0.00%
Total title IV expenditures	11,884	10,000	10,000	-	-	0.00%
CARES Funds						
100s Salaries and Wages	64,560	165,000	100,000	246,890	178,272	72.21%
200s Benefits	11,709	-	30,000	9,731	17,874	183.68%
303 Purchased Services	11,133	-	24,844	22,427	22,201	100.00%
401 Non-Instructional Supplies	5,325	-	25,000	5,759	10,998	190.97%
405 Instructional	-	-	16,927	-	-	0.00%
456 Instructional Technology Supplies	24,087	-	33,250	46,481	43,286	100.00%
556 Technology	9,260	-	20,000	56,717	42,110	100.00%
548 Vehicles Purchased	-	-	-	-	39,522	0.00%
899 Current Placeholder for Funding	-	45,021	-	-	-	0.00%
Total CARES expenditures	126,075	210,021	250,021	388,005	354,264	91.30%

	2020-2021 Audited Actual	2021-2022 Original Budget	2021-2022 Revised Budget	2021-2022 Proposed Revised Budget	2021-2022 Year to Date Actual	Year to Date Percent of Revised Budget
Federal CARES Relief Funding (CRF)						
100 Salaries	810	-	-	-	-	0.00%
200 Benefits	130	-	-	-	-	0.00%
401 Non-Instructional Supplies	20,697	-	-	-	-	0.00%
430 Instructional Supplies	4,538	-	-	-	-	0.00%
456 Instructional Technology Supplies	833	-	-	-	-	0.00%
556 Technology Equipment	35,333	-	-	-	-	0.00%
Total Federal CARES reflief funding (CRF)	62,340	-	-	-	-	0.00%
State special education						
100 Salaries	1,321,072	1,275,012	1,275,012	1,454,297	1,227,074	84.38%
200 Benefits	301,525	316,348	316,348	349,888	312,195	89.23%
360 Contracted transportation	1,184,750	1,009,290	1,200,000	1,250,000	1,124,175	89.93%
366 Travel, conferences, and staff training	515	664	652	652	342	52.50%
394 Special education fees for services	60,928	82,996	81,477	81,477	21,194	26.01%
396 Reimb. salaries from another school district	601	3,855	3,784	3,784	-	0.00%
397 Reimb. Benefits from another school district	204	825	809	809	-	0.00%
533 Student equipment	-	5,552	5,451	5,451	-	0.00%
Total state special education expenditures	2,871,662	2,694,542	2,883,533	3,146,358	2,686,044	85.37%
Federal special education - finance 419						
100 Salaries	-	-	-	-	-	0.00%
200 Benefits	26,834	-	-	-	-	0.00%
303 Federal contracted services < $25,000	15,000	15,300	15,300	15,020	11,250	74.90%
366 Travel, conferences and staff training	852	2,550	2,550	2,503	1,208	48.26%
389 Tuition reimbursement	6,490	-	7,371	7,371	9,363	127.03%
401 Supplies - non instructional	508	3,060	1,189	1,189	298	25.10%
405 Non instructional computer software and licenses	1,658	1,557	4,557	4,557	1,677	36.81%
433 Individualized instructional materials	2,240	20,909	11,570	11,982	5,459	45.56%
456 Instructional technology supplies	-	2,550	2,550	2,507	-	0.00%
Total federal special education - finance 419	53,583	45,926	45,087	45,129	29,256	64.83%
Federal special education - finance 420						
100 100 salaries	4,479	-	-	-	-	0.00%
Total federal special education - finance 420	4,479	-	-	-	-	0.00%
Federal special education - finance 425						
100 100 salaries	8,614	5,772	5,772	5,829	4,562	78.27%
200 200 benefits	1,632	1,522	1,494	1,494	1,385	92.73%
Total federal special education - finance 425	10,246	7,294	7,266	7,323	5,947	81.22%
Subtotal expenditures	5,585,624	5,170,088	5,464,574	5,878,012	5,418,839	92.19%
Transfer to food service fund	-	1,813	2,946	-	-	
Total expenditures	$5,585,624	$5,171,901	$5,467,520	$5,878,012	$5,418,839	92.19%
General fund net income	$ 7,145	$ 59,182	$ 60,185	$ 55,500	$ 5,479	

	2020-2021 Audited Actual	2021-2022 Original Budget	2021-2022 Revised Budget	2021-2022 Proposed Revised Budget	2021-2022 Year to Date Actual	Year to Date Percent of Revised Budget
Food Services Fund - 02						
Revenues						
300 State revenues	$ 2,254	$ 17,913	$ 17,585	$ 5,000	$ 3,995	79.90%
400 Federal revenues	13,898	109,326	57,325	205,380	182,324	88.77%
474 USDA commodities received	8,620	8,866	8,704	8,620	-	0.00%
600s Sales of lunches, breakfasts, and milk	2,845	29,640	29,097	7,000	6,152	87.89%
608 Catering sales	-	17,431	17,112	-	-	0.00%
099 Other revenue	2,025	-	-	-	-	0.00%
709 Summer Food Service - Covid Revenues	180,774	-	50,000	15,000	10,883	100.00%
Subtotal revenues	210,415	183,176	179,823	241,000	203,355	84.38%
Transfer from general fund	-	1,813	2,946	-	-	
Total revenues	$ 210,415	$ 184,989	$ 182,769	$ 241,000	$ 203,355	84.38%
Expenditures						
100 Salaries and wages	$ 13,635	$ 49,515	$ 49,515	$ 90,964	$ 57,814	63.56%
200 Employee benefits	2,255	7,753	7,753	23,900	11,556	48.35%
300 Purchased services	842	6,453	6,453	6,453	2,309	35.78%
400 Supplies and materials	22,771	114,024	36,938	112,562	113,413	100.76%
491 Federal commodities used	8,482	5,729	5,624	5,633	-	0.00%
820 Dues, memberships, other fees	1,264	1,515	1,486	1,488	525	35.30%
709 Summer Food Service - Covid Expenses	115,006	-	75,000	-	700	100.00%
Total expenditures	$ 164,255	$ 184,989	$ 182,769	$ 241,000	$ 186,317	77.31%
Food services fund net income	$ 46,160	$ -	$ -	$ -	$ 17,038	
Community Services Fund - 04						
Revenues						
State revenues	$ 15,000	$ 20,000	$ 20,000	$ 18,000	$ 13,080	72.67%
Childrens house program fees	625	3,500	3,500	2,000	310	15.50%
Subtotal revenues	15,625	23,500	23,500	20,000	13,390	66.95%
Total revenues	$ 15,625	$ 23,500	$ 23,500	$ 20,000	$ 13,390	66.95%
Expenditures						
100 Salaries and wages	$ 15,625	$ 15,136	$ 15,464	$ 15,464	$ -	0.00%
200 Employee benefits	-	2,703	2,375	2,473	-	0.00%
400 Supplies and materials	-	5,661	5,661	2,063	-	0.00%
Total expenditures	$ 15,625	$ 23,500	$ 23,500	$ 20,000	$ -	0.00%
Community services fund net income	$ -	$ -	$ -	$ -	$ 13,390	

	2020-2021 Audited Actual	2021-2022 Original Budget	2021-2022 Revised Budget	2021-2022 Proposed Revised Budget	2021-2022 Year to Date Actual	Year to Date Percent of Revised Budget
Total All Funds						
Revenues						
State revenues	$5,234,328	$4,864,700	$5,033,115	$5,278,953	$4,851,665	91.91%
Federal revenues	539,520	491,597	601,153	854,197	754,942	88.38%
Local revenues	44,960	81,462	96,760	61,362	34,457	56.15%
Fund transfers	-	1,813	2,946	-	-	0.00%
Total revenues	$5,818,809	$5,439,572	$5,733,974	$6,194,512	$5,641,063	91.07%
Expenditures						
Salaries and wages	$2,436,295	$2,167,600	$2,232,928	$2,608,910	$2,435,116	93.34%
Employee benefits	625,106	636,202	654,797	658,095	580,711	88.24%
Purchased services	2,191,042	2,035,366	2,285,074	2,340,516	2,057,965	87.93%
Supplies and materials	217,689	222,692	289,785	360,433	361,077	100.18%
Facilities and equipment	128,724	37,538	77,130	109,649	84,741	77.28%
Short term financing costs	22,649	30,000	22,000	22,000	14,598	66.36%
Dues and memberships, fees, other expenses	144,000	39,158	109,129	39,409	31,427	79.74%
Fund transfers	-	1,813	2,946	-	-	0.00%
Total expenditures	$5,765,504	$5,170,369	$5,673,789	$6,139,012	$5,565,634	90.66%
Total revenues all funds	$5,818,809	$5,439,572	$5,733,974	$6,194,512	$5,641,063	91.07%
Total expenditures all funds	$5,765,504	$5,380,390	$5,673,789	$6,139,012	$5,605,156	91.30%
Net income - all funds	$ 53,305	$ 59,182	$ 60,185	$ 55,500	$ 35,907	

The estimated amount of the state aid holdback that has been earned as of the end of this month is shown for informational purposes.

New Discoveries Montessori Academy
Cash Flow Projection Summary
2021 - 2022 School Year

	Cash Inflows (Revenues)					Cash Outflows (Expenditures)						
Period Ending	State Aid Payments	Federal Aid Payments	Other Receipts	Prior Year State & Federal Holdback	Total Receipts	Payroll	Building Lease Payments	Other Expenditures	Total Expenses	Cash Flow Financing	Balance	Cumulative Cash Flow Financing
Jul 1										***$ 548,751***	***$ 143,736***	***$ 548,751***
Jul 31	360,136	-	4,755	87,313	452,203	210,090	37,000	133,166	$ 380,256	-	215,683	548,751
Aug 31	380,632	1,687	425	570,310	953,053	56,481	37,000	300,984	394,465	(548,751)	225,521	0
Sept 30	409,018		8,069	197,790	614,877	220,531	37,000	173,449	430,980	-	409,418	0
Oct 31	382,032	23,189	8,073	71,098	484,392	180,437	37,000	469,171	686,607	-	207,202	0
Nov 30	398,573	19,717	3,863	(29)	422,125	170,099	37,000	342,942	550,041	-	79,286	0
Dec 31	349,093	69,290	3,623	-	422,005	173,427	37,000	255,965	466,393	-	34,899	0
Jan 31	380,849	39,997	4,896	23,853	449,595	155,194	37,000	396,968	589,162	200,000	95,332	200,000
Feb 28	347,191	134,008	1,626	903	483,727	181,629	37,000	191,588	410,217	75,000	243,843	275,000
Mar 31	378,029	49,972	7,970	-	435,971	185,121	37,000	527,882	750,003	150,000	79,810	425,000
Apr 30	390,190	51,086	5,851	78,704	525,831	181,284	37,000	371,502	589,786	75,000	90,855	500,000
May 31	374,475	102,810	6,483	4,510	488,278	167,635	37,000	383,021	587,657	80,000	71,476	580,000
June 30	374,347	41,447	41,128		456,922	55,796	37,000	445,426	538,222	-	(9,824)	580,000
Projected	4,529,804	533,204	96,760	1,034,452	6,194,220	1,937,725	444,000	3,992,064	5,673,789			
Totals	4,524,564	533,204	96,760	1,034,452	6,188,980	1,937,725	444,000	3,992,064	6,373,789	580,000		

Assumptions: 10% State Aid Holdback

Prepared by: Dustin J. Reeves, BerganKDV
June 9, 2022

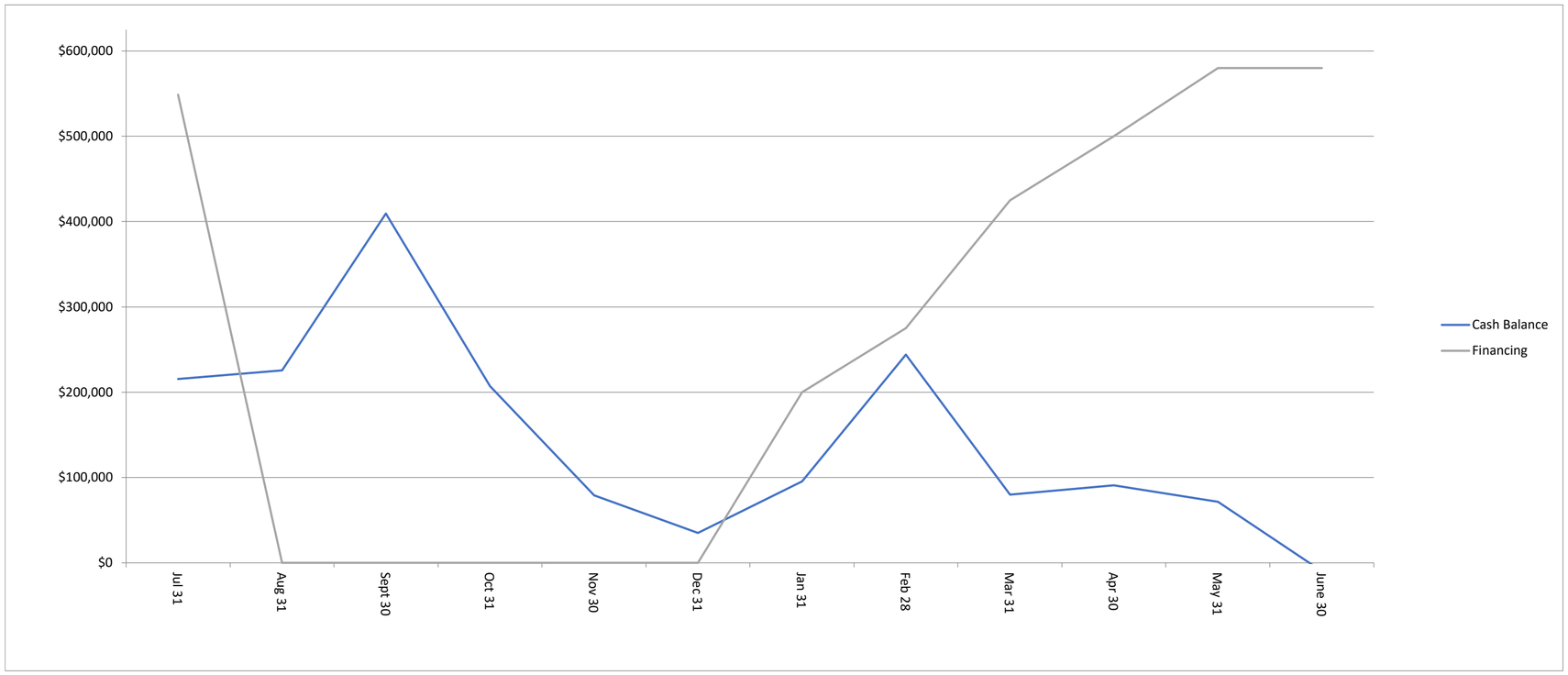

New Discoveries Montessori Academy
Hutchinson, Minnesota
Attendance / Enrollment Report
2021 - 2022 School Year

Average Daily Membership (ADM)												
Grade		**9/13**	**9/30**	**10/31**	**11/30**	**12/31**	**1/31**	**2/28**	**3/31**	**4/30**	**5/31**	**EOY**
3 yr old half day	*KA*	*5.00*	*5.00*	*5.00*	*5.00*	*4.00*	*4.00*	*4.00*	*4.00*	*4.00*	-	-
4 yr old half day	*KB*	*1.00*	*1.00*	*1.00*	*1.00*	*0.76*	*0.60*	*0.51*	*0.51*	*0.37*	-	-
4 yr old full day	*KC*	*17.40*	*17.40*	*15.40*	*15.40*	*14.40*	*14.40*	*14.40*	*14.40*	*14.40*	-	-
Preschool SpEd	EC	2.00	2.00	4.00	4.00	6.00	6.00	6.00	6.94	7.00	3.88	-
Voluntary Pre-K	KC	3.60	3.60	3.60	3.60	3.60	3.60	3.60	2.78	3.60	2.81	-
Kindergarten SpEd	HK	6.00	6.00	11.00	11.00	12.00	12.00	12.00	12.50	10.00	9.95	-
Kindergarten	KG	23.00	23.00	18.00	18.00	17.11	18.29	18.40	18.11	18.55	18.16	-
First Grade	1	28.00	28.00	29.00	29.00	29.00	28.00	28.00	26.99	27.92	27.79	-
Second Grade	2	28.00	28.00	27.00	27.00	27.00	27.00	26.85	26.27	26.64	26.27	-
Third Grade	3	24.00	24.00	24.00	24.00	23.89	23.71	23.41	23.36	22.81	23.33	-
Fourth Grade	4	26.00	26.00	25.00	25.15	24.43	24.89	25.22	25.48	26.11	25.48	-
Fifth Grade	5	24.00	24.00	24.29	24.20	24.03	24.02	24.02	24.01	24.01	23.01	-
Sixth Grade	6	23.00	23.00	23.00	22.42	22.64	22.91	23.02	21.66	23.65	23.09	-
Seventh Grade	7	20.00	20.00	20.00	18.00	18.11	18.11	18.09	17.81	17.82	17.46	-
Eighth Grade	8	9.00	9.00	8.10	8.00	8.00	8.00	8.00	9.02	8.00	9.02	-
Total Enrollment for Funding		216.60	216.60	216.99	214.37	215.81	216.53	216.61	214.93	216.11	210.25	0.00
Total Overall Enrollment		*240.00*	*240.00*	*238.39*	*235.77*	*234.97*	*235.53*	*235.52*	*233.84*	*234.88*	*210.25*	*0.00*

Membership (Enrollment) as of:												
Grade		**9/13**	**9/30**	**10/31**	**11/30**	**12/31**	**1/31**	**2/28**	**3/31**	**4/30**	**5/31**	**EOY**
3 yr old half day	*KA*	*5*	*5*	*5*	*5*	*4*	*4*	*4*	*4*	*4*	*4*	-
4 yr old half day	*KB*	*1*	*1*	*1*	*1*	*1*	*1*	*1*	*1*	*1*	*1*	-
4 yr old full day	*KC*	*15*	*15*	*13*	*13*	*14*	*14*	*12*	*12*	*12*	*12*	-
Preschool SpEd	EC	2	2	4	4	6	6	6	6	7	7	-
Voluntary Pre-K	KC	6	6	6	6	4	4	6	6	6	6	-
Kindergarten SpEd	HK	6	6	11	11	12	12	12	12	10	10	-
Kindergarten	KG	23	23	18	18	18	19	19	19	19	19	-
First Grade	1	28	28	29	29	29	28	28	28	28	28	-
Second Grade	2	28	28	27	27	27	27	27	27	27	27	-
Third Grade	3	24	24	24	24	24	24	24	24	24	24	-
Fourth Grade	4	26	26	25	25	26	27	27	27	28	28	-
Fifth Grade	5	24	24	25	25	25	25	25	25	25	25	-
Sixth Grade	6	23	23	23	23	24	25	26	26	26	26	-
Seventh Grade	7	20	20	18	18	19	19	19	19	19	19	-
Eighth Grade	8	9	9	9	9	8	8	8	8	8	8	-
Total Enrollment for Funding		219.00	219.00	219.00	219.00	222.00	224.00	227.00	227.00	227.00	227.00	0.00
Total Overall Enrollment		*240.00*	*240.00*	*238.00*	*238.00*	*241.00*	*243.00*	*244.00*	*244.00*	*244.00*	*244.00*	*0.00*

Budgeted Enrollments as of:												
Grade		**9/13**	**9/30**	**10/31**	**11/30**	**12/31**	**1/31**	**2/28**	**3/31**	**4/30**	**5/31**	**EOY**
3 yr old half day	*KA*	*0*	*0*	*0*	*0*	*0*	*0*	*0*	*0*	*0*	*0*	*0*
4 yr old half day	*KB*	*0*	*0*	*0*	*0*	*0*	*0*	*0*	*0*	*0*	*0*	*0*
4 yr old full day	*KC*	*0*	*0*	*0*	*0*	*0*	*0*	*0*	*0*	*0*	*0*	*0*
Preschool SpEd	EC	11	11	11	4	4	4	4	4	4	4	4
Voluntary Pre-K	KC	3.6	3.6	3.6	3.6	3.6	3.6	3.6	3.6	3.6	3.6	3.6
Kindergarten SpEd	HK	6	6	6	11	11	11	11	11	11	11	11
Kindergarten	KG	21	21	21	18	18	18	18	18	18	18	18
First Grade	1	6	6	6	29	29	29	29	29	29	29	29
Second Grade	2	25	25	25	27	27	27	27	27	27	27	27
Third Grade	3	26	26	26	24	24	24	24	24	24	24	24
Fourth Grade	4	25	25	25	26	26	26	26	26	26	26	26
Fifth Grade	5	23	23	23	24	24	24	24	24	24	24	24
Sixth Grade	6	29	29	29	22	22	22	22	22	22	22	22
Seventh Grade	7	19	19	19	18	18	18	18	18	18	18	18
Eighth Grade	8	24	24	24	8	8	8	8	8	8	8	8
Total Enrollment for Funding		219	219	219	215	215	215	215	215	215	215	215
Total Overall Enrollment		*219*	*219*	*219*	*215*	*215*	*215*	*215*	*215*	*215*	*215*	*215*

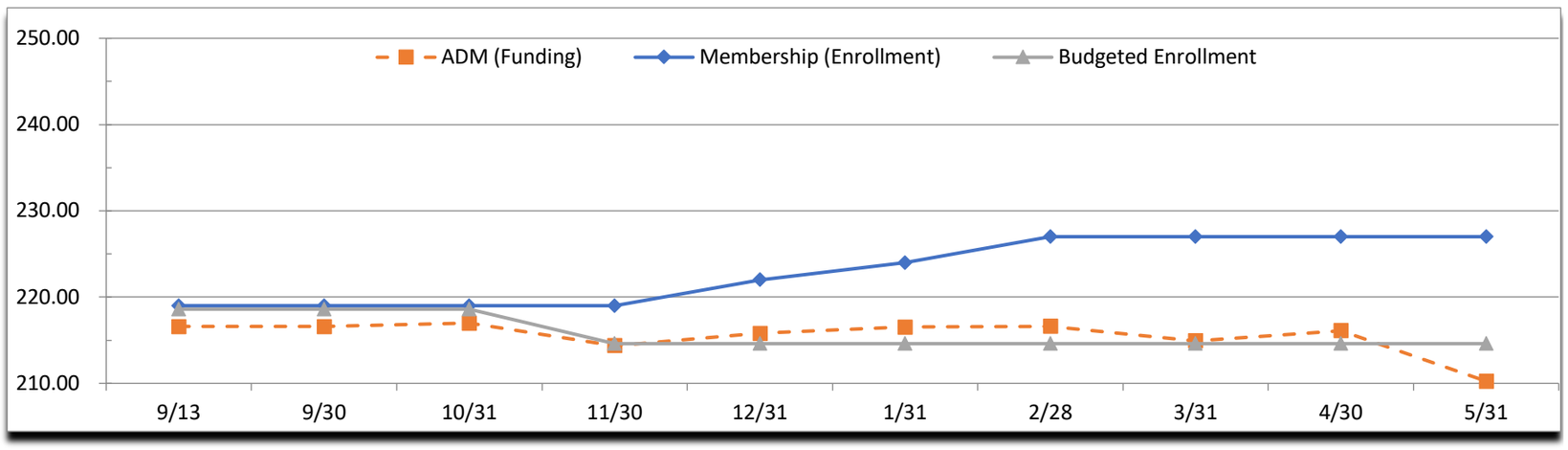

New Discoveries Montessori Academy
Hutchinson, Minnesota
District 4161

Supplemental Information

May 31, 2022

bergankDV | DO MORE.

Prepared By:
Dustin J. Reeves
Outsourced Controller
June 7, 2022

CHECK DATE	CHECK NUMBER	VENDOR NAME	DESCRIPTION	AMOUNT	ACCOUNT NUMBER
05/18/2022	2012	Hutchinson Jaycees Water Carnival	Parade fee	250.00	01 E 005 107 000 000 305
			Totals for 2012	250.00	
05/27/2022	2013	Groe, Stacey	Cubbie shelf and game for classroom - ESSER	80.00	01 E 010 203 011 155 430
			Totals for 2013	80.00	
05/27/2022	2014	MN Pioneer Park	E2 field trip	240.75	01 E 010 203 000 000 369
			Totals for 2014	240.75	
05/02/2022	202101165	Citizens Bank & Trust Co.	Interest on loan #26557	1,953.12	01 L 208 00
			Totals for 202101165	1,953.12	
05/02/2022	202101166	Citizens Bank & Trust Co.	Interest on loan #28633	260.41	01 L 208 00
			Totals for 202101166	260.41	
05/03/2022	202101167	Skyward Inc	FY23 Software license 07/01/22 - 06/30/23	4,788.00	01 A 131 00
			Totals for 202101167	4,788.00	
05/03/2022	202101168	Rossing, Rhonda	Reimbursement - E2 curriculum	119.37	01 E 010 203 000 000 430
			Totals for 202101168	119.37	
05/03/2022	202101169	Pan-O-Gold Baking Co.	Bread, buns	86.42	02 E 010 770 000 709 490
			Totals for 202101169	86.42	
05/03/2022	202101170	Pan-O-Gold Baking Co.	Bread, buns	67.60	02 E 010 770 000 709 490
			Totals for 202101170	67.60	
05/03/2022	202101171	Pan-O-Gold Baking Co.	Credit for buns	-40.80	02 E 010 770 000 709 490
			Totals for 202101171	-40.80	
05/03/2022	202101172	Pan-O-Gold Baking Co.	Bread, buns	25.90	02 E 010 770 000 709 490
			Totals for 202101172	25.90	
05/03/2022	202101173	Pan-O-Gold Baking Co.	Bread, buns	102.22	02 E 010 770 000 709 490
			Totals for 202101173	102.22	
05/03/2022	202101174	Pan-O-Gold Baking Co.	Bread, buns	82.00	02 E 010 770 000 709 490
			Totals for 202101174	82.00	
05/03/2022	202101175	Quade Electric Inc	Light bulbs	153.00	01 E 010 810 000 000 401
			Totals for 202101175	153.00	
05/03/2022	202101176	BerganKDV Outsourced Services LLC	Financial management & accounting services - April 2022	4,775.00	01 E 005 113 000 000 305
			Totals for 202101176	4,775.00	
05/03/2022	202101177	West Metro Learning Connections, In	IEP meeting on 04/21/22, .75 hrs @ $90.00/hr (Nancy Olson)	67.50	01 E 010 411 000 740 394
			Totals for 202101177	67.50	
05/03/2022	202101178	MN PEIP	Health Insurance - May 2022	26,132.26	01 L 215 10
			Totals for 202101178	26,132.26	
05/03/2022	202101179	Sysco Western MN	SSO food $738.83, SSO supplies $82.06	738.83	02 E 010 770 000 709 490
05/03/2022	202101179	Sysco Western MN	SSO food $738.83, SSO supplies $82.06	82.06	02 E 010 770 000 709 401
			Totals for 202101179	820.89	

CHECK DATE	CHECK NUMBER	VENDOR NAME	DESCRIPTION	AMOUNT	ACCOUNT NUMBER
05/03/2022	202101180	Sysco Western MN	SSO food	1,348.10	02 E 010 770 000 709 490
			Totals for 202101180	1,348.10	
05/03/2022	202101181	Sysco Western MN	SSO food $913.46, SSO supplies $70.85	913.46	02 E 010 770 000 709 490
05/03/2022	202101181	Sysco Western MN	SSO food $913.46, SSO supplies $70.85	70.85	02 E 010 770 000 709 401
			Totals for 202101181	984.31	
05/03/2022	202101182	Sysco Western MN	SSO food	76.62	02 E 010 770 000 709 490
			Totals for 202101182	76.62	
05/03/2022	202101183	Sysco Western MN	SSO food $997.43, food for Employee picnic $53.75	997.43	02 E 010 770 000 709 490
05/03/2022	202101183	Sysco Western MN	SSO food $997.43, food for Employee picnic $53.75	53.75	01 E 005 105 000 000 490
			Totals for 202101183	1,051.18	
05/03/2022	202101184	Loffler Companies - Dallas	Copier lease	405.13	01 E 010 630 000 000 380
			Totals for 202101184	405.13	
05/03/2022	202101185	Menards - Hutchinson	Facilities supplies (caulk, screws, nuts)	12.28	01 E 010 810 000 000 401
			Totals for 202101185	12.28	
05/03/2022	202101186	Michael Murphy Construction LLC	Snow removal - March 2022	507.00	01 E 010 810 000 000 350
			Totals for 202101186	507.00	
05/03/2022	202101187	Hobart Service	Dishwasher repair (1 heater element $530.48)	2,212.10	02 E 010 770 000 701 350
05/03/2022	202101187	Hobart Service	Dishwasher repair (1 heater element $530.48)	530.48	02 E 010 770 000 709 530
			Totals for 202101187	2,742.58	
05/03/2022	202101188	Cintas Corporation	Towels, aprons	74.75	01 E 010 810 000 000 305
			Totals for 202101188	74.75	
05/03/2022	202101189	Hillyard / Hutchinson	Maintenance supplies (liners)	89.72	01 E 010 810 000 000 401
			Totals for 202101189	89.72	
05/03/2022	202101190	GIS Benefits	May 2022 - Life, Dental, Vision, STD, LTD and Prepaid Legal	50.00	01 E 005 110 000 000 305
05/03/2022	202101190	GIS Benefits	May 2022 - Life, Dental, Vision, STD, LTD and Prepaid Legal	78.00	01 L 215 20
05/03/2022	202101190	GIS Benefits	May 2022 - Life, Dental, Vision, STD, LTD and Prepaid Legal	19.61	01 L 215 13
05/03/2022	202101190	GIS Benefits	May 2022 - Life, Dental, Vision, STD, LTD and Prepaid Legal	1,201.79	01 L 215 09
05/03/2022	202101190	GIS Benefits	May 2022 - Life, Dental, Vision, STD, LTD and Prepaid Legal	274.25	01 L 215 21
			Totals for 202101190	1,623.65	
05/02/2022	202101191	Accordia/Athena/Aviva	Life insurance - Conrad	64.53	01 E 005 020 000 000 230
			Totals for 202101191	64.53	
05/02/2022	202101192	New Discoveries Affiliated Building	Lease	37,000.00	01 E 010 850 000 348 570

CHECK DATE	CHECK NUMBER	VENDOR NAME	DESCRIPTION	AMOUNT	ACCOUNT NUMBER
			Totals for 202101192	37,000.00	
05/04/2022	202101193	Empower Retirement Plan	Employee 403b deductions	257.87	01 L 215 11
			Totals for 202101193	257.87	
05/12/2022	202101194	Bix Produce Co LLC	FFVP $331.70, SSO Food $76.10	331.70	02 E 010 770 000 709 490
05/12/2022	202101194	Bix Produce Co LLC	FFVP $331.70, SSO Food $76.10	76.10	02 E 010 770 000 706 490
			Totals for 202101194	407.80	
05/02/2022	202101195	MN UI Fund	Q1 Unemployment Insurance	5,112.31	01 L 215 80
05/02/2022	202101195	MN UI Fund	Q1 Unemployment Insurance	32.69	02 L 215 80
			Totals for 202101195	5,145.00	
05/05/2022	202101196	Bix Produce Co LLC	FFVP $315.17, Family Night $162.75, Employee Lunch $47.35	162.75	01 E 010 203 000 000 490
05/05/2022	202101196	Bix Produce Co LLC	FFVP $315.17, Family Night $162.75, Employee Lunch $47.35	47.35	01 E 005 105 000 000 490
05/05/2022	202101196	Bix Produce Co LLC	FFVP $315.17, Family Night $162.75, Employee Lunch $47.35	315.17	02 E 010 770 000 706 490
			Totals for 202101196	525.27	
05/18/2022	202101197	Hutchinson Co-Op	Gas for school van	57.66	01 E 010 760 000 720 440
			Totals for 202101197	57.66	
05/18/2022	202101198	Hutchinson Leader, Inc.	Employment ads - April 2022	684.00	01 E 005 107 000 000 308
			Totals for 202101198	684.00	
05/18/2022	202101199	Nuvera	May 2022 - Internet $283.90, Managed Cloud Services $510.80, Office 365 $530.98, One Time Charge for paging adapter $494.01, Telephone & voicemail $739.51	530.98	01 E 005 108 000 000 405
05/18/2022	202101199	Nuvera	May 2022 - Internet $283.90, Managed Cloud Services $510.80, Office 365 $530.98, One Time Charge for paging adapter $494.01, Telephone & voicemail $739.51	510.80	01 E 010 630 000 000 315
05/18/2022	202101199	Nuvera	May 2022 - Internet $283.90, Managed Cloud Services $510.80, Office 365 $530.98, One Time Charge for paging adapter $494.01, Telephone & voicemail $739.51	494.01	01 E 010 203 000 000 456
05/18/2022	202101199	Nuvera	May 2022 - Internet $283.90, Managed Cloud Services $510.80, Office 365 $530.98, One Time Charge for paging adapter $494.01, Telephone & voicemail $739.51	739.51	01 E 005 810 000 000 320
05/18/2022	202101199	Nuvera	May 2022 - Internet $283.90, Managed Cloud Services $510.80, Office 365 $530.98, One Time Charge for paging adapter $494.01,	283.90	01 E 005 108 108 000 320

CHECK DATE	CHECK NUMBER	VENDOR NAME	DESCRIPTION	AMOUNT	ACCOUNT NUMBER
			Telephone & voicemail $739.51		
			Totals for 202101199	2,559.20	
05/18/2022	202101200	Pan-O-Gold Baking Co.	Bread, buns	85.29	02 E 010 770 000 709 490
			Totals for 202101200	85.29	
05/18/2022	202101201	Pan-O-Gold Baking Co.	Bread, buns	73.55	02 E 010 770 000 709 490
			Totals for 202101201	73.55	
05/18/2022	202101202	Pan-O-Gold Baking Co.	Bread, buns	81.59	02 E 010 770 000 709 490
			Totals for 202101202	81.59	
05/18/2022	202101203	Pan-O-Gold Baking Co.	SSO food $34.10, Family Night $21.90	21.90	01 E 010 203 000 000 490
05/18/2022	202101203	Pan-O-Gold Baking Co.	SSO food $34.10, Family Night $21.90	34.10	02 E 010 770 000 709 490
			Totals for 202101203	56.00	
05/18/2022	202101204	Coborn's, Inc.	SSO food	53.04	02 E 010 770 000 709 490
			Totals for 202101204	53.04	
05/18/2022	202101205	Coborn's, Inc.	Food for after school group	21.27	01 E 010 203 000 000 430
			Totals for 202101205	21.27	
05/18/2022	202101206	Coborn's, Inc.	SSO Food	56.12	02 E 010 770 000 709 490
			Totals for 202101206	56.12	
05/18/2022	202101207	Coborn's, Inc.	Food for after school group	22.67	01 E 010 203 000 000 430
			Totals for 202101207	22.67	
05/18/2022	202101208	Coborn's, Inc.	SSO food	57.44	02 E 010 770 000 709 490
			Totals for 202101208	57.44	
05/18/2022	202101209	Coborn's, Inc.	Food for after school group	57.07	01 E 010 203 000 000 430
			Totals for 202101209	57.07	
05/18/2022	202101210	Coborn's, Inc.	Science materials	8.07	01 E 010 203 000 000 430
			Totals for 202101210	8.07	
05/18/2022	202101211	West Metro Learning Connections, In	ASD re-evaluation and mileage - April 2022 (Nancy Olson)	1,740.95	01 E 010 411 000 740 394
			Totals for 202101211	1,740.95	
05/18/2022	202101212	West Metro Learning Connections, In	ASD re-evaluation - April & May 2022 (Nancy Olson)	1,700.00	01 E 010 411 000 740 394
			Totals for 202101212	1,700.00	
05/18/2022	202101213	West Metro Learning Connections, In	Laminator and cart	600.00	01 E 010 203 000 000 530
			Totals for 202101213	600.00	
05/18/2022	202101214	MN PEIP	Health Insurance - June 2022	24,853.66	01 L 215 10
			Totals for 202101214	24,853.66	
05/18/2022	202101215	Labraaten Bus Company LLC	Regular transportation - April 2022	20,955.00	01 E 010 760 000 720 360
			Totals for 202101215	20,955.00	
05/18/2022	202101216	Labraaten Bus Company LLC	SPED transportation - April 2022	139,815.00	01 E 010 760 000 723 360
			Totals for 202101216	139,815.00	

CHECK DATE	CHECK NUMBER	VENDOR NAME	DESCRIPTION	AMOUNT	ACCOUNT NUMBER
05/18/2022	202101217	Further	HSA participant fee - May 2022	25.00	01 E 005 115 000 000 305
			Totals for 202101217	25.00	
05/18/2022	202101218	Communication Audit Services (CAS)	FY23 E-rate consulting fees	484.80	01 A 131 00
			Totals for 202101218	484.80	
05/18/2022	202101219	Sysco Western MN	Appliances - COVID	24,852.90	02 E 010 770 011 155 530
			Totals for 202101219	24,852.90	
05/18/2022	202101220	Sysco Western MN	SSO food $1,063.79, SSO Supplies $911.11, Family Night $221.58, Employee Lunch $136.47	136.47	01 E 005 105 000 000 490
05/18/2022	202101220	Sysco Western MN	SSO food $1,063.79, SSO Supplies $911.11, Family Night $221.58, Employee Lunch $136.47	1,063.79	02 E 010 770 000 709 490
05/18/2022	202101220	Sysco Western MN	SSO food $1,063.79, SSO Supplies $911.11, Family Night $221.58, Employee Lunch $136.47	221.58	01 E 010 203 000 000 490
05/18/2022	202101220	Sysco Western MN	SSO food $1,063.79, SSO Supplies $911.11, Family Night $221.58, Employee Lunch $136.47	91.11	02 E 010 770 000 709 401
			Totals for 202101220	1,512.95	
05/18/2022	202101221	Sysco Western MN	SSO food ($11.70 storage fee)	46.55	02 E 010 770 000 709 490
			Totals for 202101221	46.55	
05/18/2022	202101222	Sysco Western MN	SSO food	1,247.66	02 E 010 770 000 709 490
			Totals for 202101222	1,247.66	
05/18/2022	202101223	Sysco Western MN	SSO food	1,547.14	02 E 010 770 000 709 490
			Totals for 202101223	1,547.14	
05/18/2022	202101224	Sysco Western MN	SSO food	1,378.80	02 E 010 770 000 709 490
			Totals for 202101224	1,378.80	
05/18/2022	202101225	Sysco Western MN	SSO food	905.73	02 E 010 770 000 709 490
			Totals for 202101225	905.73	
05/18/2022	202101226	Schlenner Wenner & Co	Preparation of 990 and related informational returns	1,125.00	01 E 005 116 000 000 305
			Totals for 202101226	1,125.00	
05/18/2022	202101227	Schlenner Wenner & Co	ABC - Preparation of 990 and related informational returns	890.00	01 A 118 00
			Totals for 202101227	890.00	
05/18/2022	202101228	Ace Hardware Hutchinson	Maintenance supplies (sprayer, nuts, bolts)	11.01	01 E 010 810 000 000 401
			Totals for 202101228	11.01	
05/18/2022	202101229	Ace Hardware Hutchinson	Plug for dishwasher	1.59	01 E 010 810 000 000 401
			Totals for 202101229	1.59	
05/18/2022	202101230	Ace Hardware Hutchinson	Dishwasher maintenance supplies (adhesive, epoxy, duct tape)	31.96	01 E 010 810 000 000 401
			Totals for 202101230	31.96	
05/18/2022	202101231	Ace Hardware Hutchinson	Maintenance supplies (nuts and bolts)	16.08	01 E 010 810 000 000 401

CHECK DATE	CHECK NUMBER	VENDOR NAME	DESCRIPTION	AMOUNT	ACCOUNT NUMBER
			Totals for 202101231	16.08	
05/18/2022	202101232	Loffler Companies Inc - 131511	Contract base charge 04/02/22 - 05/01/22 $7.00, color overages $120.29	120.29	01 E 010 605 000 000 401
05/18/2022	202101232	Loffler Companies Inc - 131511	Contract base charge 04/02/22 - 05/01/22 $7.00, color overages $120.29	7.00	01 E 010 630 000 000 315
			Totals for 202101232	127.29	
05/18/2022	202101233	Loffler Companies Inc - 131511	Overages 04/09/22 - 05/08/22: B&W $424.96, Color $1,271.89	1,696.85	01 E 010 605 000 000 401
			Totals for 202101233	1,696.85	
05/18/2022	202101234	Cintas Corporation	Towels, aprons	74.75	01 E 010 810 000 000 305
			Totals for 202101234	74.75	
05/18/2022	202101235	Innovative Office Solutions, LLC	Office supplies	123.97	01 E 010 050 000 000 401
			Totals for 202101235	123.97	
05/18/2022	202101236	Innovative Office Solutions, LLC	Copy paper	195.50	01 E 010 203 000 000 401
			Totals for 202101236	195.50	
05/18/2022	202101237	Innovative Office Solutions, LLC	Envelopes	18.46	01 E 010 050 000 000 401
			Totals for 202101237	18.46	
05/18/2022	202101238	Innovative Office Solutions, LLC	Copy paper	213.00	01 E 010 203 000 000 401
			Totals for 202101238	213.00	
05/18/2022	202101239	MRI Software LLC	Background checks - April 2022	56.00	01 E 005 105 000 000 305
			Totals for 202101239	56.00	
05/18/2022	202101240	WD Tech Online LLC	Monthly tech support	1,600.00	01 E 010 630 000 000 315
			Totals for 202101240	1,600.00	
05/16/2022	202101241	TRJR Properties LLC	Improvement & equipment lease - May 2022	1,540.87	01 A 118 00
			Totals for 202101241	1,540.87	
05/18/2022	202101242	Empower Retirement Plan	Employee 403b deductions	257.87	01 L 215 11
			Totals for 202101242	257.87	
05/19/2022	202101243	Bix Produce Co LLC	FFVP $351.75, SSO Food $111.10	111.10	02 E 010 770 000 709 490
05/19/2022	202101243	Bix Produce Co LLC	FFVP $351.75, SSO Food $111.10	351.75	02 E 010 770 000 706 490
			Totals for 202101243	462.85	
05/19/2022	202101244	Hutchinson Utilities Commission	Utilities - April 2022	3,798.37	01 E 010 810 000 000 330
			Totals for 202101244	3,798.37	
05/25/2022	202101245	Bill.com	Service charge 04/24/22 - 05/23/22	94.34	01 E 005 112 000 000 305
			Totals for 202101245	94.34	
05/25/2022	202101246	Waste Management -Of WI-MN	Garbage service - May 2022	585.72	01 E 010 810 000 000 331
			Totals for 202101246	585.72	
05/12/2022	202101247	Visa	SHRM- HR membership	229.00	01 E 005 105 000 000 820
			Totals for 202101247	229.00	
05/12/2022	202101248	Visa	Nienhuis Montessori - Classroom Material -	2,400.43	01 E 010 203 011 155 430

CHECK DATE	CHECK NUMBER	VENDOR NAME	DESCRIPTION	AMOUNT	ACCOUNT NUMBER
			ESSER (grammar symbols)		
			Totals for 202101248	2,400.43	
05/12/2022	202101249	Visa	Kwik Trip - gas for admin travel to Osprey field trip	34.00	01 E 005 050 111 000 366
			Totals for 202101249	34.00	
05/12/2022	202101250	Visa	Amazon - art supplies- ESSER (candle wicks, melting pot, candle dye, paraffin wax)	191.71	01 E 010 203 011 155 430
			Totals for 202101250	191.71	
05/12/2022	202101251	Visa	Amazon - office supplies	15.27	01 E 010 050 000 000 401
			Totals for 202101251	15.27	
05/12/2022	202101252	Visa	My Binding - non-instructional supplies (laminating film)	246.56	01 E 010 203 000 000 401
			Totals for 202101252	246.56	
05/12/2022	202101253	Visa	Amazon - office supplies	30.91	01 E 010 050 000 000 401
			Totals for 202101253	30.91	
05/12/2022	202101254	Visa	WPS - testing materials - SPED	308.00	01 E 010 420 000 419 433
			Totals for 202101254	308.00	
05/12/2022	202101255	Visa	Amazon - kitchen supplies (thermometer)	75.83	02 E 010 770 000 709 401
			Totals for 202101255	75.83	
05/12/2022	202101256	Visa	Amazon - classroom non-instructional supplies (easel pads)	101.39	01 E 010 203 000 000 401
			Totals for 202101256	101.39	
05/12/2022	202101257	Visa	Walmart - after school group supplies (drawing paper and canvas panel boards)	42.05	01 E 010 203 000 000 430
			Totals for 202101257	42.05	
05/12/2022	202101258	Visa	Dollar Tree - SPED materials (frames for signs in the hallways)	12.14	01 E 010 420 000 419 401
			Totals for 202101258	12.14	
05/12/2022	202101259	Visa	Amazon - classroom supplies (pencil sharpeners)	6.99	01 E 010 203 000 000 430
			Totals for 202101259	6.99	
05/12/2022	202101260	Visa	Amazon - classroom supplies (paper)	21.29	01 E 010 203 000 000 430
			Totals for 202101260	21.29	
05/12/2022	202101261	Visa	Amazon - instructional materials - ESSER (puzzle)	34.50	01 E 010 203 011 155 430
			Totals for 202101261	34.50	
05/12/2022	202101262	Visa	Amazon - office supplies	73.86	01 E 010 050 000 000 401
			Totals for 202101262	73.86	
05/12/2022	202101263	Visa	Amazon - classroom materials (bird feeders,	154.89	01 E 010 203 000 000 430

CHECK DATE	CHECK NUMBER	VENDOR NAME	DESCRIPTION	AMOUNT	ACCOUNT NUMBER
			glue, mod podge)		
			Totals for 202101263	154.89	
05/12/2022	202101264	Visa	Amazon - classroom instructional materials (book & puzzle)	33.98	01 E 010 203 000 000 430
			Totals for 202101264	33.98	
05/12/2022	202101265	Visa	Teachers Pay Teachers - Montessori materials CH - ESSER (cards, activity sets, plant classification, flash cards)	65.10	01 E 010 201 011 155 430
			Totals for 202101265	65.10	
05/12/2022	202101266	Visa	Amazon - art instructional materials (painting kits, sculpting playset)	42.01	01 E 010 203 000 000 430
			Totals for 202101266	42.01	
05/12/2022	202101267	Visa	Squeaky's - E2 bowling field trip	138.00	01 E 010 203 111 000 369
			Totals for 202101267	138.00	
05/12/2022	202101268	Visa	Amazon - Prof Dev materials (books)	21.05	01 E 010 640 000 316 401
			Totals for 202101268	21.05	
05/12/2022	202101269	Visa	PESI - Prof Dev registration - SPED	199.99	01 E 010 420 640 419 366
			Totals for 202101269	199.99	
05/12/2022	202101270	Visa	Amazon - retirement party decorations (PTO reimbursement check #1310 on 03/03/22)	16.99	01 E 005 105 000 000 401
			Totals for 202101270	16.99	
05/12/2022	202101271	Visa	Squeaky's - E3 bowling field trip	60.00	01 E 010 211 111 000 369
			Totals for 202101271	60.00	
05/12/2022	202101272	Visa	Amazon - personal charge card error; reimbursed by Kirsten (personal cK # 2869)	14.99	01 E 010 203 000 000 899
			Totals for 202101272	14.99	
05/12/2022	202101273	Visa	IFIT Montessori - Montessori replacement materials - COVID (mats for bead chains)	199.53	01 E 010 203 011 155 430
			Totals for 202101273	199.53	
05/12/2022	202101274	Visa	Amazon - library replacement book - COVID	17.09	01 E 010 620 011 155 470
			Totals for 202101274	17.09	
05/12/2022	202101275	Visa	Amazon - library grant books	463.17	01 E 010 620 000 000 470
			Totals for 202101275	463.17	
05/12/2022	202101276	Visa	Amazon - office supplies	56.18	01 E 010 050 000 000 401
			Totals for 202101276	56.18	
05/12/2022	202101277	Visa	Montessori Services - Montessori materials- - COVID (wooden block set)	23.95	01 E 010 203 011 155 430
			Totals for 202101277	23.95	
05/12/2022	202101278	Visa	Amazon - E3 classroom books (books)	71.84	01 E 010 211 000 000 430

CHECK DATE	CHECK NUMBER	VENDOR NAME	DESCRIPTION	AMOUNT	ACCOUNT NUMBER
			Totals for 202101278	71.84	
05/12/2022	202101279	Visa	Vervante Corporation - SPED curriculum materials (book)	38.50	01 E 010 420 000 419 433
			Totals for 202101279	38.50	
05/16/2022	202101280	Further	Payroll accrual	1,201.67	01 L 215 17
05/16/2022	202101280	Further	Payroll accrual	83.33	02 L 215 17
05/16/2022	202101280	Further	Payroll accrual	1,583.33	01 L 215 17
			Totals for 202101280	2,868.33	
05/16/2022	202101281	Internal Revenue Service	Payroll accrual	515.00	01 L 215 02
05/16/2022	202101281	Internal Revenue Service	Payroll accrual	30.00	02 L 215 02
05/16/2022	202101281	Internal Revenue Service	Payroll accrual	5,166.25	01 L 215 02
05/16/2022	202101281	Internal Revenue Service	Payroll accrual	111.40	02 L 215 02
05/16/2022	202101281	Internal Revenue Service	Payroll accrual	6,502.02	01 L 215 02
05/16/2022	202101281	Internal Revenue Service	Payroll accrual	144.36	02 L 215 02
05/16/2022	202101281	Internal Revenue Service	Payroll accrual	1,520.60	01 L 215 02
05/16/2022	202101281	Internal Revenue Service	Payroll accrual	33.76	02 L 215 02
05/16/2022	202101281	Internal Revenue Service	Payroll accrual	6,502.02	01 L 215 02
05/16/2022	202101281	Internal Revenue Service	Payroll accrual	144.36	02 L 215 02
05/16/2022	202101281	Internal Revenue Service	Payroll accrual	1,520.60	01 L 215 02
05/16/2022	202101281	Internal Revenue Service	Payroll accrual	33.76	02 L 215 02
			Totals for 202101281	22,224.13	
05/16/2022	202101282	Messerli & Kramer PA	Payroll accrual	132.79	01 L 215 14
			Totals for 202101282	132.79	
05/16/2022	202101283	Minnesota Child Support Payment Cen	Payroll accrual	50.00	01 L 215 12
			Totals for 202101283	50.00	
05/16/2022	202101284	MN Department Of Revenue	Payroll accrual	15.00	01 L 215 03
05/16/2022	202101284	MN Department Of Revenue	Payroll accrual	180.00	01 L 215 03
05/16/2022	202101284	MN Department Of Revenue	Payroll accrual	20.00	02 L 215 03
05/16/2022	202101284	MN Department Of Revenue	Payroll accrual	3,075.43	01 L 215 03
05/16/2022	202101284	MN Department Of Revenue	Payroll accrual	56.27	02 L 215 03
			Totals for 202101284	3,346.70	
05/16/2022	202101285	Public Employee Retirement Associat	Payroll accrual	2,726.03	01 L 215 07
05/16/2022	202101285	Public Employee Retirement Associat	Payroll accrual	154.60	02 L 215 07
05/16/2022	202101285	Public Employee Retirement Associat	Payroll accrual	0.00	01 L 215 07
05/16/2022	202101285	Public Employee Retirement Associat	Payroll accrual	3,145.40	01 L 215 07
05/16/2022	202101285	Public Employee Retirement Associat	Payroll accrual	178.39	02 L 215 07
05/16/2022	202101285	Public Employee Retirement Associat	Payroll accrual	0.00	01 L 215 07
			Totals for 202101285	6,204.42	
05/16/2022	202101286	Teachers Retirement Association	Payroll accrual	0.00	01 L 215 06

CHECK DATE	CHECK NUMBER	VENDOR NAME	DESCRIPTION	AMOUNT	ACCOUNT NUMBER
05/16/2022	202101286	Teachers Retirement Association	Payroll accrual	4,902.23	01 L 215 06
05/16/2022	202101286	Teachers Retirement Association	Payroll accrual	5,451.27	01 L 215 06
			Totals for 202101286	10,353.50	
05/31/2022	202101287	New Discoveries Affiliated Building	Lease	37,000.00	01 E 010 850 000 348 570
			Totals for 202101287	37,000.00	
05/31/2022	202101288	City Of Hutchinson (water)	Water - April 2022	402.28	01 E 010 810 000 000 330
			Totals for 202101288	402.28	
05/31/2022	202101289	The Hanover Insurance Group	Insurance 07/01/21 - 07/01/22: Commercial Auto changes (customer #1503077746-001-000)	288.00	01 E 010 940 000 000 340
			Totals for 202101289	288.00	
05/31/2022	202101290	Communication Audit Services (CAS)	FY22 E-rate consulting fees	371.02	01 E 005 110 150 000 305
			Totals for 202101290	371.02	
05/31/2022	202101291	McLeod County HHW	Electronics recycling fee	10.00	01 E 010 810 000 000 820
			Totals for 202101291	10.00	
05/31/2022	202101292	One Little Shirt Shop	Shirts for music showcase	30.00	01 E 010 203 000 000 401
			Totals for 202101292	30.00	
05/26/2022	202101293	Bix Produce Co LLC	SSO food $85.15, FFVP $473.87	85.15	02 E 010 770 000 709 490
05/26/2022	202101293	Bix Produce Co LLC	SSO food $85.15, FFVP $473.87	473.87	02 E 010 770 000 706 490
			Totals for 202101293	559.02	
			Totals for checks	420,021.40	

Batch	Acct Nbr	Description	Post Date	Amount
21-00110	02 R 010 000 000 703 300	FY22 StSpeMilk	05/12/2022	112.40
21-00110	02 R 010 000 000 701 300	FY22 StSchLunch	05/12/2022	379.12
21-00110	02 R 005 770 000 706 400	FY22 FFVP	05/12/2022	1,564.20
21-00110	02 R 010 000 000 705 476	FY22 Breakfast	05/12/2022	7,416.43
21-00110	02 R 010 000 000 701 472	FY22 Free-Red Lunch	05/12/2022	13,838.06
21-00110	01 R 005 000 000 170 400	FY22 F170	05/12/2022	18,487.69
21-00110	01 R 005 000 011 155 400	FY22 F155	05/12/2022	39,992.50
		Totals for 21-00110		81,790.40
21-00111	01 R 010 000 000 000 211	FY22 Gen Ed	05/13/2022	90,623.80
21-00111	01 R 010 000 000 740 360	FY22 SPED	05/13/2022	96,613.57
		Totals for 21-00111		187,237.37
21-00112	01 R 010 203 111 000 050	FY22 Field Trip fees	05/05/2022	420.00
21-00112	01 R 010 620 000 000 096	FY22 Library books grant from SAMMIE (SW	05/05/2022	463.17
21-00112	01 R 010 203 000 000 621	FY22 Music showcase t-shirt	05/05/2022	7.50
21-00112	01 E 010 760 011 155 548	FY22 Pacifica van overpayment from Jay M	05/05/2022	470.50
21-00112	01 R 010 000 000 000 096	FY22 NDMA Foundation donation, check #11	05/05/2022	500.00
21-00112	01 R 010 000 000 000 096	FY22 Loyalty donation - Casey's, check #	05/05/2022	16.00
21-00112	01 R 010 000 000 000 096	FY22 3M donation - Tara Oberg	05/05/2022	48.52
21-00112	01 R 010 000 000 000 096	FY22 NDMA Trust Fund - S. Colvin donatio	05/05/2022	200.00
21-00112	01 R 010 000 000 000 096	FY22 NDMA PTO reimbursement	05/05/2022	54.15
21-00112	01 E 010 203 000 000 899	FY22 Reimbursement from K. Kinzler for p	05/05/2022	14.99
21-00112	02 R 010 000 000 701 601	FY22 Food Service	05/05/2022	191.35
		Totals for 21-00112		2,386.18
21-00113	01 A 121 00	FY21 SPED Tuition	05/05/2022	4,509.65
		Totals for 21-00113		4,509.65
21-00114	01 L 202 00	LOC advance	05/17/2022	80,000.00
		Totals for 21-00114		80,000.00
21-00115	01 R 010 203 111 000 050	FY22 Field Trip fees	05/18/2022	378.00
21-00115	01 R 010 000 000 372 071	FY22 IEP 3rd party billing SPED	05/18/2022	1,864.72
21-00115	02 R 010 000 000 701 601	FY22 Food Service	05/18/2022	263.00
21-00115	01 R 010 000 000 000 096	FY22 PTO reimbursements $221.65 check #1	05/18/2022	509.42
		Totals for 21-00115		3,015.14
21-00116	01 R 010 000 000 514 400	FY22 REAP Grant	05/24/2022	21,020.00
		Totals for 21-00116		21,020.00
21-00117	01 R 010 000 000 740 360	FY22 SPED	05/27/2022	187,237.37
		Totals for 21-00117		187,237.37
21-00118	01 R 010 000 000 000 096	Donation from AmazonSmile	05/27/2022	5.00
		Totals for 21-00118		5.00
21-00119	01 R 010 000 000 000 092	Interest - May 2022	05/31/2022	18.24
		Totals for 21-00119		18.24
21-00120	02 R 010 000 000 701 601	FY22 Lunch payment - Payschools Central	05/31/2022	50.00
		Totals for 21-00120		50.00

Batch	Acct Nbr	Description	Post Date	Amount
21-00121	01 R 010 203 111 000 050	FY22 Field trips	05/25/2022	800.50
21-00121	01 R 010 000 000 000 096	FY22 Endowment - Shari Colvin donation,	05/25/2022	200.00
21-00121	02 R 010 000 000 701 601	FY22 Food Service	05/25/2022	8.00
		Totals for 21-00121		1,008.50
		Total for Cash Receipts		568,277.85

Batch	Description	Debit	Credit	Acct Nbr	Post Date
21-00038	Reclasss Nursing Services to GenEd - ove	0.00	5,057.81	01 E 010 720 000 170 170	04/30/2022
21-00038	Reclasss Nursing Services to GenEd - ove	5,057.81	0.00	01 E 010 720 000 000 170	04/30/2022
	0.00 Totals for 21-00038				
21-00039	To tranfer STD and LTD balances to Life.	273.30	0.00	01 L 215 13	04/30/2022
21-00039	To tranfer STD and LTD balances to Life.	0.00	273.30	01 L 215 18	04/30/2022
21-00039	To tranfer STD and LTD balances to Life.	29.20	0.00	02 L 215 18	04/30/2022
21-00039	To tranfer STD and LTD balances to Life.	0.00	29.20	02 L 215 13	04/30/2022
21-00039	To tranfer STD and LTD balances to Life.	878.22	0.00	01 L 215 13	04/30/2022
21-00039	To tranfer STD and LTD balances to Life.	0.00	878.22	01 L 215 22	04/30/2022
	0.00 Totals for 21-00039				
21-00040	Wire #202101241 paid to TRJR (for ABC -	0.00	1,540.87	50 L 205 00	05/16/2022
21-00040	Wire #202101241 paid to TRJR (for ABC -	1,540.87	0.00	50 E 005 850 000 000 335	05/16/2022
	0.00 Totals for 21-00040				
21-00041	Wire #202101227 paid to Schlenner Wenner	0.00	890.00	50 L 205 00	05/18/2022
21-00041	Wire #202101227 paid to Schlenner Wenner	890.00	0.00	50 E 005 116 000 000 305	05/18/2022
	0.00 Totals for 21-00041				
21-00042	Transfer from Main checking account to E	0.00	1,000.00	01 A 101 01	05/31/2022
21-00042	Transfer from Main checking account to E	1,000.00	0.00	01 A 101 06	05/31/2022
	0.00 Totals for 21-00042				
	0.00 Total for Journal Entries				

New Discoveries Montessori Academy
Multi-Year Budget Projection Model
June 7, 2022

55,502

	2021 - 2022 Proposed Revised Budget
Enrollment Projections	215
Number Students Grade K - All Day, Every Day Program	13
Number Students Grade K (Handicapped)	18
Number Students Grade 1	27
Number Students Grade 2	26
Number Students Grade 3	23
Number Students Grade 4	25
Number Students Grade 5	24
Number Students Grade 6	22
Number Students Grade 7	18
Number Students Grade 8	9
Enrollment totals by state pupil unit weighting category	
Number of Students Grade K - All Day, Every Day Program	13
Number Students Grade K (Handicapped)	18
Total Number of Students Grades 1-3	77
Total Number of Students Grades 4-6	71
Total Number of Students Grades 7-12	27
Total Number of Students in Average Daily Membership (ADMs)	215

New Discoveries Montessori Academy
Multi-Year Budget Projection Model
June 7, 2022

55,502

	2021 - 2022 Proposed Revised Budget
State Revenue Assumptions and Calculation	
General Education Revenue	
State Averages Per Pupil Unit	$6,728
Inflation Rate Assumption - Basic only	2.45%
Basic Excluding Transportation	$6,414.48
Gifted and Talented	13.00
Sparsity	31.13
Operating Capital	226.69
Equity	116.46
Referendum	198.33
Transportation Sparsity	116.35
Transportation	313.52
Total Per Pupil Unit State Revenue	7,429.96
Total General Education State Revenue	1,636,790
Compensatory Revenue	0.4663
A: 'Number of Students prior yr. (current year for 1st year)	208
B: Number of Free Lunch Students prior yr. (or current year for 1st yr.)	83
C: Number of Reduced Lunch Students prior yr. (current yr. For 1sr yr.)	28
D: Adjusted Counts = 100% Free, 50% Reduced - (A)	97.00
E: Concentration Portion	0.4663
F: Concentration Factor (lessor of 1 or Conc. portion/.8)	0.5829
G: PU = .6 * D * F	33.93
H: Initial Revenue	199,794
I: Short Year Factor	1
Rounding adjustment	0
Calculated Compensatory State Revenue ((A) x (B))	199,794

New Discoveries Montessori Academy
Multi-Year Budget Projection Model
June 7, 2022

55,502

	2021 - 2022 Proposed Revised Budget
Building Lease Aid	
Eligible Annual Lease Cost	444,000
Aid at $1,314 per pupil unit as per state cap	289,469
Aid at 90% of Lease	399,600
90% of lease payment - per pupil unit	1,814
Lessor of per pupil unit aid or 90% of lease payment	289,469
Estimated Proration of Lease Aid Revenue	**100.0%**
Total Prorated Building Lease Aid Revenue	**289,469**
Lease Aid Revenue per pupil unit (before proration)	1,314

Building Lease Aid Analyticals:	
Lease Aid Revenue that would need to be generated to cover expense at 90% of Lease Cost. Maximum per Statute is $1,314 per pupil unit.	1,814
How many more pupil units would we need to maximize lease aid?	84

Long-Term Facilities Maintenance Revenue	
Revenue per Adjusted Pupil Unit	132.00
Proration Factor	1.00
Total Long-Term Facilities Maintenance Revenue	**29,079**

Special Education Revenue	
Eligible State Special Education Expenses	3,146,358
Estimated Rate of Return for SPED Costs	95%
Estimated Proration Factor	100%
State Special Education Aid	**2,989,040**

New Discoveries Montessori Academy
Multi-Year Budget Projection Model
June 7, 2022

55,502

	2021 - 2022 Proposed Revised Budget
Budget Projections	
Revenue Summary and Projections	
State Aids	
General Education Revenue	
General Education Revenue	1,636,790
Declining Enrollment Revenue	8,797
Compensatory Revenue	199,794
General Education Revenue Subtotal	**1,845,381**
Categorical Revenues	
Q Comp	52,805
Literacy Aid	14,129
Building Lease Aid	289,469
Long-Term Facilities Maintenance Revenue	29,079
Endowment Fund Aid	9,180
Special Education Aid	2,989,040
Medical Assistance 3rd Party Billing Revenue	15,618
Pension Adjustment Revenue	11,252
Prior Year Under (Over) Accruals	0
Total State Aids	**5,255,953**

New Discoveries Montessori Academy
Multi-Year Budget Projection Model
June 7, 2022

55,502

	2021 - 2022 Proposed Revised Budget
Other Revenue	
Federal Title Programs - Title I	83,009
Federal Title Programs - Title II	8,730
Federal Title Programs - Title IV	0
Federal ESSER and GEER Funding	388,005
Federal Emergency Connectivity Fund	73,000
Federal Coronavirus Relief Funds (CRF)	0
Federal Special Ed - Finance 419 Regular	45,129
Federal Special Ed - Finance 420	0
Federal Special Ed - Finance 425 CEIS	7,323
Federal School Expansion Grant - CSP	0
Federal REAP Grant	20,000
Other Local Revenues	
Fees Collected	4,500
Field Trip Fees Collected	13,500
Interest Earned	502
Rental of Facilities	700
Gifts and Donations	7,500
eRate Reimbursements	4,719
Other Local Revenues	19,614
Sales of Materials Purchased for Resale	1,327

New Discoveries Montessori Academy
Multi-Year Budget Projection Model
June 7, 2022

		55,502
		2021 - 2022 Proposed Revised Budget
Food Service Program Revenue		
State Revenues		5,000
Federal Revenues		222,489
USDA Commodities Received		8,633
Sales of Lunches, Breakfasts, and Milk		4,877
Catering Sales		0
Transfer from General Fund		0
Community Services Program Revenues		
Childrens House Program Fees		2,000
Tuition Payments from State		18,000
Total Other Revenue		938,560
	Total Revenues	6,194,513
	Verification	*6,194,513*
	Per Audit	
	Variance	

New Discoveries Montessori Academy
Multi-Year Budget Projection Model
June 7, 2022

55,502

	2021 - 2022 Proposed Revised Budget
Expenditure Calculations	
Inflation Calculations	
Cost of Step Increases	*10,500*
Salaries & Benefits	*2.0%*
Base Year Health and Dental Insurance Costs - General Education	*$77,202*
Base Year Health and Dental Insurance Costs - Special Education	*$99,480*
Other costs	*2.0%*
Property, Liability, Workers Compensation Insurance Increase	*5.0%*
Budget Calculations	
General Fund	
100 Salaries	861,842
100 Salaries Contingency	30,000
100 Cost of Lane Increases	10,500
100 Salaries Allocated to ESSER II	(175,000)
200 Benefits	258,209
305 Contracted Services	101,636
306 Contracted Grounds Services	8,063
308 Advertising Fees	4,828
320 Communications Services	23,460
329 Postage	1,358
330 Utilities Cost	60,000
331 Refuse Removal Services	5,048
340 Property and Liability Insurance	24,385
350 Repairs and Maintenance	25,000
351 Copier Usage Fees	0
360 Contracted Transportation	190,000
366 Travel, conferences and staff training	6,723
369 Field Trips and Other Student Fees	13,966
Building Lease	
Principal and Interest on Building Purchase Loan (effective 4/1/2018)	393,113
Capital Repair and Replacement Fund	31,711
Building Company Operatng Costs (Accounting, Audit, Building Insurance, etc.)	19,176
Leasehold Improvements Lease	0
Total Building Lease Cost	444,000
370 Leasehold Improvements Lease	18,492
370 Other Rentals and Operating Leases	351
380 Computer and Tech Related Hardware Rentals	5,041

New Discoveries Montessori Academy
Multi-Year Budget Projection Model
June 7, 2022

55,502

	2021 - 2022 Proposed Revised Budget
376 Licensed Nursing Services	5,717
389 Staff Tuition Reimbursements	1,500
390 Educational Payments to MN School Districts	2,000
401 Supplies - Non Instructional	38,049
405 Non Instructional Software and License Fees	25,000
406 Instructional Software Licences and Fees	0
430 Instructional Supplies	13,500
440 Fuels	421
455 Non-Instructional Technology Supplies	541
456 Instructional Technology Supplies	2,100
460 Textbooks and Workbooks	5,000
461 Standardized Tests	3,328
466 Instructional Technology Devices	73,000
470 Media Resources	775
490 Food Purchased (not for Food Service)	3,500
510 Site Improvements	1,534
520 Building Improvements	3,425
530 Other Equipment Purchased	7,000
556 Instructional Technology Equipment	15,522
740 Interest on Line of Credit	22,000
820 Dues and memberships	37,643
Authorizer Fee	12,143
Other Dues / Membership Fees	25,500
Transfer to Food Service Fund	0
895 Indirect Costs	0
Budget Contingency	0
Total General Education Expenditures	**2,179,457**

New Discoveries Montessori Academy
Multi-Year Budget Projection Model
June 7, 2022

55,502

	2021 - 2022 Proposed Revised Budget
School Expansion Grant F859	
100 Salaries	0
200 Benefits	0
366 In-State Travel	0
401 Noninstructional Supplies	0
430 Instructional Supplies	0
455 Non-Instructional Technology Supplies	0
456 Instructional Technology Supplies	0
460 Textbooks and Workbooks	0
470 Media Resources	0
530 Other Equipment Purchased	0
555 Technology Equipment	0
556 Instructional Technology Equipment	0
Total School Expansion Grant - Finance 859	**0**
REAP Grant	
556 Instructional Technology Equipment	20,000
Total REAP Grant	**20,000**
Title Program - Title I	
100 Salaries	68,124
200 Benefits	12,400
401 Supplies - Non Instructional	954
430 Instructional Supplies	1,531
Total Title I Expenditures	**83,009**
Title Programs - Title II	
303 Federal Contracted Services < $25,000	8,452
366 Travel, conferences and staff training	0
401 Supplies - Non Instructional	278
Total Title II Expenditures	**8,730**

New Discoveries Montessori Academy
Multi-Year Budget Projection Model
June 7, 2022

55,502

	2021 - 2022 Proposed Revised Budget
Title Program - Title IV	
100 Salaries	0
350 Repairs and Maintenance	0
456 Instructional Technology Supplies	0
Total Title IV Expenditures	**0**
Federal ESSER and GEER Funding	
100 Salaries	246,890
200 Benefits	9,731
303 Purchased Services	22,427
401 Non-Instructional Supplies	5,759
456 Instructional Technology Supplies	46,481
556 Technology	56,718
899 Current Placeholder for Funding	0
Total Federal ESSER and GEER Funding	**388,005**
Federal CARES Relief Funding (CRF)	
100 Salaries	0
200 Benefits	0
401 Non-Instructional Supplies	0
430 Instructional Supplies	0
456 Instructional Technology Supplies	0
556 Technology Equipment	0
Total Federal CRF Funding	**0**

New Discoveries Montessori Academy
Multi-Year Budget Projection Model
June 7, 2022

55,502

	2021 - 2022 Proposed Revised Budget
State Special Education	
100 Salaries	1,454,297
200 Benefits	349,888
360 Contracted Transportation	1,250,000
366 Travel, conferences and staff training	652
394 Special Education Fees for Services	81,477
396 Reimb. Salaries from Another School District	3,784
397 Reimb. Benefits from Another School District	809
433 Individualized Instructional Materials	0
533 Student Equipment	5,451
Total State Special Education	**3,146,358**
Federal Special Education - Finance 419	
200 Benefits	0
303 Federal Contracted Services < $25,000	15,020
366 Travel, conferences and staff training	2,503
389 Tuition Reimbursement	0
401 Supplies - Non Instructional	3,009
405 Non Instructional Software and License Fees	1,531
433 Individualized Instructional Materials	20,558
456 Instructional Technology Supplies	2,507
Total Federal Special Education - Finance 419	**45,129**

New Discoveries Montessori Academy
Multi-Year Budget Projection Model
June 7, 2022

	55,502
	2021 - 2022 Proposed Revised Budget
Federal Special Education - Finance 420	
100 Salaries	0
Total Federal Special Education - Finance 420	**0**
Federal Special Education - Finance 425	
100 Salaries	5,829
200 Benefits	1,494
Total Federal Special Education - Finance 425	**7,323**
Food Service Program Expenses	
Salaries and Wages	90,964
Benefits	23,900
Purchased Services	6,453
Supplies and Materials	112,562
Federal Commodities Used	5,633
Dues, Memberships, Other Fees	1,489
Total Food Service Program Expenditures	**241,000**
Community Service Program Expenses	
Salaries and Wages	15,464
Benefits	2,473
Supplies and Materials	2,063
Total Community Service Program Expenditures	**20,000**
Total Expenditures	**6,139,011**
Verification	*6,139,011*
Annual Surplus (Deficit)	**55,502**
Per Audit	
Variance	
Beginning Fund Balance	374,906
Ending Fund Balance	**430,408**
Per Audit	
Variance	
Fund Balance Percentage of Annual Total Expenditures	**7.0%**
Debt Coverage Ratio Analysis	**1.35**

New Discoveries Montessori Academy
Multi-Year Budget Projection Model
June 7, 2022

53,213

	2022-2023 Proposed Original
Enrollment Projections	**215**
Number Students Grade K - All Day, Every Day Program	11
Number Students Grade K (Handicapped)	13
Number Students Grade 1	18
Number Students Grade 2	27
Number Students Grade 3	26
Number Students Grade 4	23
Number Students Grade 5	25
Number Students Grade 6	24
Number Students Grade 7	22
Number Students Grade 8	18
Enrollment totals by state pupil unit weighting category	
Number of Students Grade K - All Day, Every Day Program	11
Number Students Grade K (Handicapped)	13
Total Number of Students Grades 1-3	71
Total Number of Students Grades 4-6	73
Total Number of Students Grades 7-12	39
Total Number of Students in Average Daily Membership (ADMs)	**215**

New Discoveries Montessori Academy
Multi-Year Budget Projection Model
June 7, 2022

53,213

	2022-2023 Proposed Original
State Revenue Assumptions and Calculation	
General Education Revenue	
State Averages Per Pupil Unit	$6,863
Inflation Rate Assumption - Basic only	2.0%
Basic Excluding Transportation	$6,543.18
Gifted and Talented	13.00
Sparsity	31.13
Operating Capital	226.69
Equity	116.46
Referendum	198.33
Transportation Sparsity	116.35
Transportation	319.82
Total Per Pupil Unit State Revenue	**7,564.96**
Total General Education State Revenue	**1,684,596**

Compensatory Revenue	0.4523
A: 'Number of Students prior yr. (current year for 1st year)	220
B: Number of Free Lunch Students prior yr. (or current year for 1st yr.)	86
C: Number of Reduced Lunch Students prior yr. (current yr. For 1sr yr.)	27
D: Adjusted Counts = 100% Free, 50% Reduced - (A)	99.50
E: Concentration Portion	0.4523
F: Concentration Factor (lessor of 1 or Conc. portion/.8)	0.5653
G: PU = .6 * D * F	33.75
H: Initial Revenue	203,315
I: Short Year Factor	1
Rounding adjustment	(5)
Calculated Compensatory State Revenue ((A) x (B))	**203,310**

New Discoveries Montessori Academy
Multi-Year Budget Projection Model
June 7, 2022

53,213

	2022-2023 Proposed Original
Building Lease Aid	
Eligible Annual Lease Cost	444,000
Aid at $1,314 per pupil unit as per state cap	292,607
Aid at 90% of Lease	399,600
90% of lease payment - per pupil unit	1,794
Lessor of per pupil unit aid or 90% of lease payment	292,607
Estimated Proration of Lease Aid Revenue	**100.0%**
Total Prorated Building Lease Aid Revenue	**292,607**
Lease Aid Revenue per pupil unit (before proration)	1,314

Building Lease Aid Analyticals:	
Lease Aid Revenue that would need to be generated to cover expense at 90% of Lease Cost. Maximum per Statute is $1,314 per pupil unit.	1,794
How many more pupil units would we need to maximize lease aid?	81

Long-Term Facilities Maintenance Revenue	
Revenue per Adjusted Pupil Unit	132.00
Proration Factor	1.00
Total Long-Term Facilities Maintenance Revenue	**29,394**

Special Education Revenue	
Eligible State Special Education Expenses	3,124,356
Estimated Rate of Return for SPED Costs	95%
Estimated Proration Factor	100%
State Special Education Aid	**2,968,138**

New Discoveries Montessori Academy
Multi-Year Budget Projection Model
June 7, 2022

53,213

	2022-2023 Proposed Original
Budget Projections	
Revenue Summary and Projections	
State Aids	
General Education Revenue	
General Education Revenue	1,684,596
Declining Enrollment Revenue	0
Compensatory Revenue	203,310
General Education Revenue Subtotal	**1,887,906**
Categorical Revenues	
Q Comp	52,805
Literacy Aid	14,129
Building Lease Aid	292,607
Long-Term Facilities Maintenance Revenue	29,394
Endowment Fund Aid	9,180
Special Education Aid	2,968,138
Medical Assistance 3rd Party Billing Revenue	15,608
Pension Adjustment Revenue	15,513
Prior Year Under (Over) Accruals	0
Total State Aids	**5,285,281**

New Discoveries Montessori Academy
Multi-Year Budget Projection Model
June 7, 2022

53,213

	2022-2023 Proposed Original
Other Revenue	
Federal Title Programs - Title I	61,502
Federal Title Programs - Title II	8,899
Federal Title Programs - Title IV	0
Federal ESSER and GEER Funding	387,644
Federal Emergency Connectivity Fund	0
Federal Coronavirus Relief Funds (CRF)	0
Federal Special Ed - Finance 419 Regular	46,002
Federal Special Ed - Finance 420	0
Federal Special Ed - Finance 425 CEIS	7,512
Federal School Expansion Grant - CSP	0
Federal REAP Grant	20,000
Other Local Revenues	
Fees Collected	4,497
Field Trip Fees Collected	8,884
Interest Earned	502
Rental of Facilities	700
Gifts and Donations	10,000
eRate Reimbursements	4,716
Other Local Revenues	19,601
Sales of Materials Purchased for Resale	1,326

New Discoveries Montessori Academy
Multi-Year Budget Projection Model
June 7, 2022

	53,213

	2022-2023 Proposed Original
Food Service Program Revenue	
State Revenues	4,747
Federal Revenues	211,227
USDA Commodities Received	8,628
Sales of Lunches, Breakfasts, and Milk	4,874
Catering Sales	7,000
Transfer from General Fund	9,257
Community Services Program Revenues	
Childrens House Program Fees	2,000
Tuition Payments from State	18,000
Total Other Revenue	**847,519**
Total Revenues	**6,132,800**
Verification	*6,132,800*
Per Audit	
Variance	

New Discoveries Montessori Academy
Multi-Year Budget Projection Model
June 7, 2022

53,213

	2022-2023 Proposed Original
Expenditure Calculations	
Inflation Calculations	
Cost of Step Increases	*10,500*
Salaries & Benefits	*2.0%*
Base Year Health and Dental Insurance Costs - General Education	*$83,378*
Base Year Health and Dental Insurance Costs - Special Education	*$107,438*
Other costs	*2.0%*
Property, Liability, Workers Compensation Insurance Increase	*5.0%*
Budget Calculations	
General Fund	
100 Salaries	945,214
100 Salaries Contingency	25,000
100 Cost of Lane Increases	10,500
100 Salaries Allocated to ESSER II	(150,000)
200 Benefits	232,957
305 Contracted Services	101,668
306 Contracted Grounds Services	8,224
308 Advertising Fees	4,925
320 Communications Services	23,929
329 Postage	1,384
330 Utilities Cost	60,160
331 Refuse Removal Services	5,146
340 Property and Liability Insurance	24,856
350 Repairs and Maintenance	20,383
351 Copier Usage Fees	0
360 Contracted Transportation	190,000
366 Travel, conferences and staff training	6,853
369 Field Trips and Other Student Fees	14,236
Building Lease	
Principal and Interest on Building Purchase Loan (effective 4/1/2018)	393,113
Capital Repair and Replacement Fund	31,711
Building Company Operatng Costs (Accounting, Audit, Building Insurance, etc.)	19,176
Leasehold Improvements Lease	0
Total Building Lease Cost	444,000
370 Leasehold Improvements Lease	0
370 Other Rentals and Operating Leases	358
380 Computer and Tech Related Hardware Rentals	5,138

New Discoveries Montessori Academy
Multi-Year Budget Projection Model
June 7, 2022

	53,213
	2022-2023 Proposed Original
376 Licensed Nursing Services	4,188
389 Staff Tuition Reimbursements	1,529
390 Educational Payments to MN School Districts	2,039
401 Supplies - Non Instructional	38,785
405 Non Instructional Software and License Fees	31,172
406 Instructional Software Licences and Fees	0
430 Instructional Supplies	13,761
440 Fuels	429
455 Non-Instructional Technology Supplies	551
456 Instructional Technology Supplies	2,141
460 Textbooks and Workbooks	5,097
461 Standardized Tests	3,392
466 Instructional Technology Devices	0
470 Media Resources	790
490 Food Purchased (not for Food Service)	3,568
510 Site Improvements	1,564
520 Building Improvements	3,494
530 Other Equipment Purchased	1,000
556 Instructional Technology Equipment	3,000
740 Interest on Line of Credit	20,000
820 Dues and memberships	37,250
Authorizer Fee	12,250
Other Dues / Membership Fees	25,000
Transfer to Food Service Fund	9,257
895 Indirect Costs	0
Budget Contingency	0
Total General Education Expenditures	**2,157,938**

New Discoveries Montessori Academy
Multi-Year Budget Projection Model
June 7, 2022

53,213

	2022-2023 Proposed Original
School Expansion Grant F859	
100 Salaries	0
200 Benefits	0
366 In-State Travel	0
401 Noninstructional Supplies	0
430 Instructional Supplies	0
455 Non-Instructional Technology Supplies	0
456 Instructional Technology Supplies	0
460 Textbooks and Workbooks	0
470 Media Resources	0
530 Other Equipment Purchased	0
555 Technology Equipment	0
556 Instructional Technology Equipment	0
Total School Expansion Grant - Finance 859	**0**
REAP Grant	
556 Instructional Technology Equipment	20,000
Total REAP Grant	**20,000**
Title Program - Title I	
100 Salaries	57,401
200 Benefits	1,566
401 Supplies - Non Instructional	973
430 Instructional Supplies	1,561
Total Title I Expenditures	**61,502**
Title Programs - Title II	
303 Federal Contracted Services < $25,000	8,616
366 Travel, conferences and staff training	0
401 Supplies - Non Instructional	283
Total Title II Expenditures	**8,899**

New Discoveries Montessori Academy
Multi-Year Budget Projection Model
June 7, 2022

53,213

	2022-2023 Proposed Original
Title Program - Title IV	
100 Salaries	0
350 Repairs and Maintenance	0
456 Instructional Technology Supplies	0
Total Title IV Expenditures	**0**
Federal ESSER and GEER Funding	
100 Salaries	150,000
200 Benefits	45,000
303 Purchased Services	0
401 Non-Instructional Supplies	0
456 Instructional Technology Supplies	0
556 Technology	0
899 Current Placeholder for Funding	192,644
Total Federal ESSER and GEER Funding	**387,644**
Federal CARES Relief Funding (CRF)	
100 Salaries	0
200 Benefits	0
401 Non-Instructional Supplies	0
430 Instructional Supplies	0
456 Instructional Technology Supplies	0
556 Technology Equipment	0
Total Federal CRF Funding	**0**

New Discoveries Montessori Academy
Multi-Year Budget Projection Model
June 7, 2022

53,213

	2022-2023 Proposed Original
State Special Education	
100 Salaries	1,423,639
200 Benefits	332,592
360 Contracted Transportation	1,274,169
366 Travel, conferences and staff training	664
394 Special Education Fees for Services	83,053
396 Reimb. Salaries from Another School District	3,857
397 Reimb. Benefits from Another School District	825
433 Individualized Instructional Materials	0
533 Student Equipment	5,556
Total State Special Education	**3,124,356**
Federal Special Education - Finance 419	
200 Benefits	0
303 Federal Contracted Services < $25,000	15,310
366 Travel, conferences and staff training	2,552
389 Tuition Reimbursement	0
401 Supplies - Non Instructional	3,067
405 Non Instructional Software and License Fees	1,561
433 Individualized Instructional Materials	20,956
456 Instructional Technology Supplies	2,556
Total Federal Special Education - Finance 419	**46,002**

New Discoveries Montessori Academy
Multi-Year Budget Projection Model
June 7, 2022

	53,213
	2022-2023 Proposed Original
Federal Special Education - Finance 420	
100 Salaries	0
Total Federal Special Education - Finance 420	**0**
Federal Special Education - Finance 425	
100 Salaries	5,946
200 Benefits	1,566
Total Federal Special Education - Finance 425	**7,512**
Food Service Program Expenses	
Salaries and Wages	92,843
Benefits	24,311
Purchased Services	6,582
Supplies and Materials	114,738
Federal Commodities Used	5,742
Dues, Memberships, Other Fees	1,517
Total Food Service Program Expenditures	**245,733**
Community Service Program Expenses	
Salaries and Wages	15,432
Benefits	2,505
Supplies and Materials	2,063
Total Community Service Program Expenditures	**20,000**
Total Expenditures	**6,079,587**
Verification	*6,079,587*
Annual Surplus (Deficit)	**53,213**
Per Audit	
Variance	
Beginning Fund Balance	430,408
Ending Fund Balance	**483,621**
Per Audit	
Variance	
Fund Balance Percentage of Annual Total Expenditures	**8.0%**
Debt Coverage Ratio Analysis	**1.30**

New Discoveries Montessori Academy
Multi-Year Budget Projection Model
June 7, 2022

	53,303	59,183	60,180	55,502	53,213	15,302	15,191
					Budget Projections		
		Board Approved 06.21.21	Board Approved 11.22.21				
	2020 - 2021 Audited Actual	2021 - 2022 Original Budget	2021 - 2022 Revised Budget	2021 - 2022 Proposed Revised Budget	2022-2023 Proposed Original	2023-2024	2024-2025
Enrollment Projections	219	219	215	215	215	225	225
Number Students Grade K - All Day, Every Day Program	13	21	21	13	11	21	22
Number Students Grade K (Handicapped)	20	6	6	18	13	11	21
Number Students Grade 1	26	27	27	27	18	13	11
Number Students Grade 2	23	25	25	26	27	18	13
Number Students Grade 3	24	32	32	23	26	27	18
Number Students Grade 4	23	27	27	25	23	26	27
Number Students Grade 5	23	24	24	24	25	23	26
Number Students Grade 6	24	22	22	22	24	25	23
Number Students Grade 7	7	17	13	18	22	24	25
Number Students Grade 8	22	9	9	9	18	22	24
Enrollment totals by state pupil unit weighting category							
Number of Students Grade K - All Day, Every Day Program	13	21	21	13	11	21	22
Number Students Grade K (Handicapped)	20	6	6	18	13	11	21
Total Number of Students Grades 1-3	74	84	84	77	71	58	42
Total Number of Students Grades 4-6	70	73	73	71	73	75	77
Total Number of Students Grades 7-12	29	26	22	27	39	46	49
Total Number of Students in Average Daily Membership (ADMs)	219	219	215	215	215	225	225

New Discoveries Montessori Academy
Multi-Year Budget Projection Model
June 7, 2022

	53,303	59,183	60,180	55,502	53,213	15,302	15,191
					Budget Projections		
		Board Approved 06.21.21	Board Approved 11.22.21				
	2020 - 2021 Audited Actual	2021 - 2022 Original Budget	2021 - 2022 Revised Budget	2021 - 2022 Proposed Revised Budget	2022-2023 Proposed Original	2023-2024	2024-2025
State Revenue Assumptions and Calculation							
General Education Revenue							
State Averages Per Pupil Unit	$6,567	$6,633	$6,728	$6,728	$6,863	$7,000	$7,140
Inflation Rate Assumption - Basic only	2.0%	1.0%	2.45%	2.45%	2.0%	2.0%	2.0%
Basic Excluding Transportation	$6,260.98	$6,323.90	$6,414.48	$6,414.48	$6,543.18	$6,673.80	$6,807.28
Gifted and Talented	13.00	13.00	13.00	13.00	13.00	13.00	13.00
Sparsity	30.33	29.56	29.56	31.13	31.13	31.13	31.13
Operating Capital	226.53	226.51	226.51	226.69	226.69	226.69	226.69
Equity	116.20	119.93	119.93	116.46	116.46	116.46	116.46
Referendum	227.54	203.81	203.81	198.33	198.33	198.33	198.33
Transportation Sparsity	112.89	111.43	111.43	116.35	116.35	116.35	116.35
Transportation	306.02	309.10	313.52	313.52	319.82	326.20	332.72
Total Per Pupil Unit State Revenue	7,293.49	7,337.24	7,432.24	7,429.96	7,564.96	7,701.96	7,841.96
Total General Education State Revenue	1,640,744	1,642,074	1,627,661	1,636,790	1,684,596	1,803,137	1,844,570
Compensatory Revenue	0.4931	0.4663	0.4663	0.4663	0.4523	0.4523	0.4523
A: 'Number of Students prior yr. (current year for 1st year)	216	208	208	208	220	215	225
B: Number of Free Lunch Students prior yr. (or current year for 1st yr.)	81	83	83	83	86	84	88
C: Number of Reduced Lunch Students prior yr. (current yr. For 1sr yr.)	51	28	28	28	27	26	28
D: Adjusted Counts = 100% Free, 50% Reduced - (A)	106.50	97.00	97.00	97.00	99.50	97.14	101.75
E: Concentration Portion	0.4931	0.4663	0.4663	0.4663	0.4523	0.4523	0.4523
F: Concentration Factor (lessor of 1 or Conc. portion/.8)	0.6163	0.5829	0.5829	0.5829	0.5653	0.5653	0.5653
G: PU = .6 * D * F	39.38	33.93	33.93	33.93	33.75	32.95	34.51
H: Initial Revenue	225,585	194,332	197,555	199,794	203,315	203,015	217,478
I: Short Year Factor	1	1	1	1	1	1	1
Rounding adjustment	41	(38)	(38)	0	(5)	0	0
Calculated Compensatory State Revenue ((A) x (B))	225,626	194,294	197,517	199,794	203,310	203,015	217,478

New Discoveries Montessori Academy
Multi-Year Budget Projection Model
June 7, 2022

	53,303	59,183	60,180	55,502	53,213	15,302	15,191
					Budget Projections		
		Board Approved 06.21.21	Board Approved 11.22.21				
	2020 - 2021 Audited Actual	2021 - 2022 Original Budget	2021 - 2022 Revised Budget	2021 - 2022 Proposed Revised Budget	2022-2023 Proposed Original	2023-2024	2024-2025
Building Lease Aid							
Eligible Annual Lease Cost	444,000	444,000	444,000	444,000	444,000	444,000	444,000
Aid at $1,314 per pupil unit as per state cap	295,597	294,073	287,766	289,469	292,607	307,626	309,076
Aid at 90% of Lease	399,600	399,600	399,600	399,600	399,600	399,600	399,600
90% of lease payment - per pupil unit	1,776	1,786	1,825	1,814	1,794	1,707	1,699
Lessor of per pupil unit aid or 90% of lease payment	295,597	294,073	287,766	289,469	292,607	307,626	309,076
Estimated Proration of Lease Aid Revenue	100.0%	100.0%	100.0%	100.0%	100.0%	100.0%	100.0%
Total Prorated Building Lease Aid Revenue	295,597	294,073	287,766	289,469	292,607	307,626	309,076
Lease Aid Revenue per pupil unit (before proration)	1,314	1,314	1,314	1,314	1,314	1,314	1,314
Building Lease Aid Analyticals:							
Lease Aid Revenue that would need to be generated to cover expense at 90% of Lease Cost. Maximum per Statute is $1,314 per pupil unit.	1,776	1,786	1,825	1,814	1,794	1,707	1,699
How many more pupil units would we need to maximize lease aid?	79	80	85	84	81	70	69
Long-Term Facilities Maintenance Revenue							
Revenue per Adjusted Pupil Unit	132.00	132.00	132.00	132.00	132.00	132.00	132.00
Proration Factor	1.00	1.00	1.00	1.00	1.00	1.00	1.00
Total Long-Term Facilities Maintenance Revenue	29,695	29,542	28,908	29,079	29,394	30,903	31,049
Special Education Revenue							
Eligible State Special Education Expenses	2,871,662	2,694,541	2,883,533	3,146,358	3,124,356	3,262,330	3,339,855
Estimated Rate of Return for SPED Costs	95%	95%	95%	95%	95%	95%	95%
Estimated Proration Factor	100%	100%	100%	100%	100%	100%	100%
State Special Education Aid	2,728,079	2,559,814	2,739,357	2,989,040	2,968,138	3,099,214	3,172,863

New Discoveries Montessori Academy
Multi-Year Budget Projection Model
June 7, 2022

	53,303	59,183	60,180	55,502	53,213	15,302	15,191
					Budget Projections		
		Board Approved 06.21.21	Board Approved 11.22.21				
	2020 - 2021 Audited Actual	2021 - 2022 Original Budget	2021 - 2022 Revised Budget	2021 - 2022 Proposed Revised Budget	2022-2023 Proposed Original	2023-2024	2024-2025
Budget Projections							
Revenue Summary and Projections							
State Aids							
General Education Revenue							
General Education Revenue	1,670,318	1,642,074	1,627,661	1,636,790	1,684,596	1,803,137	1,844,570
Declining Enrollment Revenue	0	6,252	15,078	8,797	0	0	0
Compensatory Revenue	225,626	194,294	197,517	199,794	203,310	203,015	217,478
General Education Revenue Subtotal	1,895,944	1,842,620	1,840,256	1,845,381	1,887,906	2,006,152	2,062,048
Categorical Revenues							
Q Comp	55,724	56,176	54,971	52,805	52,805	56,341	59,233
Literacy Aid	12,033	14,129	14,129	14,129	14,129	14,129	14,129
Building Lease Aid	287,792	294,073	287,766	289,469	292,607	307,626	309,076
Long-Term Facilities Maintenance Revenue	28,950	29,542	28,908	29,079	29,394	30,903	31,049
Endowment Fund Aid	9,348	9,348	9,348	9,180	9,180	9,180	9,180
Special Education Aid	2,773,870	2,559,814	2,739,357	2,989,040	2,968,138	3,099,214	3,172,863
Medical Assistance 3rd Party Billing Revenue	5,019	15,885	15,594	15,618	15,608	16,349	16,373
Pension Adjustment Revenue	0	5,200	5,200	11,252	15,513	15,513	15,513
Prior Year Under (Over) Accruals	(32,380)	0	0	0	0	0	0
Total State Aids	5,036,300	4,826,787	4,995,529	5,255,953	5,285,281	5,555,406	5,689,464

New Discoveries Montessori Academy
Multi-Year Budget Projection Model
June 7, 2022

	53,303	59,183	60,180	55,502	53,213	15,302	15,191
					Budget Projections		
		Board Approved 06.21.21	Board Approved 11.22.21				
	2020 - 2021 Audited Actual	2021 - 2022 Original Budget	2021 - 2022 Revised Budget	2021 - 2022 Proposed Revised Budget	2022-2023 Proposed Original	2023-2024	2024-2025
Other Revenue							
Federal Title Programs - Title I	59,456	72,053	71,787	83,009	61,502	65,585	66,994
Federal Title Programs - Title II	8,778	8,110	7,962	8,730	8,899	9,508	9,713
Federal Title Programs - Title IV	11,884	10,000	10,000	0	0	0	0
Federal ESSER and GEER Funding	142,538	210,021	250,021	388,005	387,644	0	0
Federal Emergency Connectivity Fund	0	0	73,000	73,000	0	0	0
Federal Coronavirus Relief Funds (CRF)	62,340	0	0	0	0	0	0
Federal Special Ed - Finance 419 Regular	53,583	45,927	45,087	45,129	46,002	49,148	50,206
Federal Special Ed - Finance 420	4,479	0	0	0	0	0	0
Federal Special Ed - Finance 425 CEIS	10,246	7,294	7,323	7,323	7,512	8,026	8,199
Federal School Expansion Grant - CSP	143,906	0	0	0	0	0	0
Federal REAP Grant	19,794	20,000	20,000	20,000	20,000	20,000	20,000
Other Local Revenues							
Fees Collected	4,046	4,300	4,221	4,500	4,497	4,710	4,718
Field Trip Fees Collected	1,604	8,677	8,677	13,500	8,884	9,298	9,298
Interest Earned	241	511	502	502	502	526	527
Rental of Facilities	0	110	500	700	700	733	734
Gifts and Donations	5,790	10,000	7,500	7,500	10,000	10,000	10,000
eRate Reimbursements	7,420	4,800	4,712	4,719	4,716	4,940	4,948
Other Local Revenues	19,027	1,143	19,614	19,614	19,601	20,531	20,562
Sales of Materials Purchased for Resale	1,336	1,350	1,325	1,327	1,326	1,389	1,392

New Discoveries Montessori Academy
Multi-Year Budget Projection Model
June 7, 2022

	53,303	59,183	60,180	55,502	53,213	15,302	15,191
					Budget Projections		
		Board Approved 06.21.21	Board Approved 11.22.21				
	2020 - 2021 Audited Actual	2021 - 2022 Original Budget	2021 - 2022 Revised Budget	2021 - 2022 Proposed Revised Budget	2022-2023 Proposed Original	2023-2024	2024-2025
Food Service Program Revenue							
State Revenues	2,254	17,913	17,585	5,000	4,747	5,022	5,080
Federal Revenues	194,672	109,326	107,325	222,489	211,227	223,461	226,036
USDA Commodities Received	8,620	8,866	8,704	8,633	8,628	9,037	9,051
Sales of Lunches, Breakfasts, and Milk	4,870	29,640	29,097	4,877	4,874	5,106	5,113
Catering Sales	0	17,431	17,112	0	7,000	7,332	7,343
Transfer from General Fund	0	1,812	2,946	0	9,257	7,075	10,232
Community Services Program Revenues							
Childrens House Program Fees	625	3,500	3,500	2,000	2,000	2,000	2,000
Tuition Payments from State	15,000	20,000	20,000	18,000	18,000	18,000	18,000
Total Other Revenue	782,509	612,784	738,501	938,560	847,519	481,427	490,144
Total Revenues	5,818,809	5,439,571	5,734,030	6,194,513	6,132,800	6,036,833	6,179,609
Verification	*5,818,809*	*5,439,571*	*5,734,030*	*6,194,513*	*6,132,800*	*6,036,833*	*6,179,609*
Per Audit	*5,818,809*						
Variance	*0*						

New Discoveries Montessori Academy
Multi-Year Budget Projection Model
June 7, 2022

	2020 - 2021 Audited Actual	2021 - 2022 Original Budget (Board Approved 06.21.21)	2021 - 2022 Revised Budget (Board Approved 11.22.21)	2021 - 2022 Proposed Revised Budget	2022-2023 Proposed Original	2023-2024	2024-2025
	53,303	59,183	60,180	55,502	53,213	15,302	15,191
					Budget Projections		
Expenditure Calculations							
Inflation Calculations							
Cost of Step Increases	*10,500*	*10,500*	*10,500*	*10,500*	*10,500*	*10,500*	*10,500*
Salaries & Benefits	*0.0%*	*2.0%*	*2.0%*	*2.0%*	*2.0%*	*2.0%*	*2.0%*
Base Year Health and Dental Insurance Costs - General Education	*$0*	*$77,202*	*$77,202*	*$77,202*	*$83,378*	*$90,048*	*$97,252*
Base Year Health and Dental Insurance Costs - Special Education	*$0*	*$99,480*	*$99,480*	*$99,480*	*$107,438*	*$116,033*	*$125,316*
Other costs	*2.0%*	*2.0%*	*2.0%*	*2.0%*	*2.0%*	*2.0%*	*2.0%*
Property, Liability, Workers Compensation Insurance Increase	*5.0%*	*5.0%*	*5.0%*	*5.0%*	*5.0%*	*5.0%*	*5.0%*
Budget Calculations							
General Fund							
100 Salaries	947,125	932,108	897,108	861,842	945,214	974,619	1,004,611
100 Salaries Contingency	0	0	0	30,000	25,000	0	0
100 Cost of Lane Increases	0	0	0	10,500	10,500	10,500	10,500
100 Salaries Allocated to ESSER II	0	(165,000)	(165,000)	(175,000)	(150,000)	0	0
200 Benefits	266,521	293,366	282,582	258,209	232,957	247,407	262,801
305 Contracted Services	104,213	93,636	101,636	101,636	101,668	103,702	105,776
306 Contracted Grounds Services	6,444	8,063	8,063	8,063	8,224	8,389	8,557
308 Advertising Fees	4,756	4,828	4,828	4,828	4,925	5,023	5,124
320 Communications Services	23,044	23,460	23,460	23,460	23,929	24,408	24,896
329 Postage	1,192	1,381	1,356	1,358	1,384	1,479	1,511
330 Utilities Cost	50,691	42,154	41,382	60,000	60,160	64,275	65,659
331 Refuse Removal Services	5,804	5,135	5,041	5,048	5,146	5,498	5,616
340 Property and Liability Insurance	20,000	22,050	24,385	24,385	24,856	22,128	22,128
350 Repairs and Maintenance	7,448	10,610	10,415	25,000	20,383	21,777	22,247
351 Copier Usage Fees	17,538	15,300	15,020	0	0	0	0
360 Contracted Transportation	178,370	200,000	200,000	190,000	190,000	200,000	200,000
366 Travel, conferences and staff training	3,603	6,837	6,712	6,723	6,853	7,321	7,479
369 Field Trips and Other Student Fees	1,960	13,966	13,966	13,966	14,236	15,210	15,537
Building Lease							
Principal and Interest on Building Purchase Loan (effective 4/1/2018)	393,113	393,113	393,113	393,113	393,113	393,113	393,113
Capital Repair and Replacement Fund	31,711	31,711	31,711	31,711	31,711	31,711	31,711
Building Company Operatng Costs (Accounting, Audit, Building Insurance, etc.)	19,176	19,176	19,176	19,176	19,176	19,176	19,176
Leasehold Improvements Lease	0	0	0	0	0	0	0
Total Building Lease Cost	444,000	444,000	444,000	444,000	444,000	444,000	444,000
370 Leasehold Improvements Lease	18,490	0	18,492	18,492	0	0	0
370 Other Rentals and Operating Leases	320	357	350	351	358	382	390
380 Computer and Tech Related Hardware Rentals	4,862	5,127	5,033	5,041	5,138	5,490	5,608

New Discoveries Montessori Academy
Multi-Year Budget Projection Model
June 7, 2022

	53,303	59,183	60,180	55,502	53,213	15,302	15,191
					Budget Projections		
		Board Approved 06.21.21	Board Approved 11.22.21				
	2020 - 2021 Audited Actual	2021 - 2022 Original Budget	2021 - 2022 Revised Budget	2021 - 2022 Proposed Revised Budget	2022-2023 Proposed Original	2023-2024	2024-2025
376 Licensed Nursing Services	1,610	4,289	4,210	5,717	4,188	4,474	4,570
389 Staff Tuition Reimbursements	4,706	1,500	1,500	1,500	1,529	1,634	1,669
390 Educational Payments to MN School Districts	560	624	2,000	2,000	2,039	2,178	2,225
401 Supplies - Non Instructional	23,542	22,440	22,029	38,049	38,785	41,437	42,330
405 Non Instructional Software and License Fees	1,734	17,340	19,550	25,000	31,172	12,425	12,425
406 Instructional Software Licences and Fees	4,270	0	0	0	0	0	0
430 Instructional Supplies	10,061	13,260	13,017	13,500	13,761	14,702	15,019
440 Fuels	190	428	420	421	429	458	468
455 Non-Instructional Technology Supplies	350	423	415	541	551	589	601
456 Instructional Technology Supplies	(154)	182	1,600	2,100	2,141	2,287	2,336
460 Textbooks and Workbooks	0	5,000	5,000	5,000	5,097	5,445	5,563
461 Standardized Tests	3,180	3,384	3,322	3,328	3,392	3,624	3,702
466 Instructional Technology Devices	0	0	73,000	73,000	0	0	0
470 Media Resources	685	714	701	775	790	844	862
490 Food Purchased (not for Food Service)	2,572	2,550	2,503	3,500	3,568	3,812	3,894
510 Site Improvements	0	1,561	1,532	1,534	1,564	1,671	1,707
520 Building Improvements	3,358	3,425	3,425	3,425	3,494	3,563	3,635
530 Other Equipment Purchased	0	0	700	7,000	1,000	1,020	1,040
556 Instructional Technology Equipment	0	0	15,522	15,522	3,000	3,060	3,121
740 Interest on Line of Credit	22,649	30,000	22,000	22,000	20,000	20,000	20,000
820 Dues and memberships	28,698	37,643	37,643	37,643	37,250	37,995	38,755
Authorizer Fee	0	12,143	12,143	12,143	12,250	12,495	12,745
Other Dues / Membership Fees	0	25,500	25,500	25,500	25,000	25,500	26,010
Transfer to Food Service Fund	0	1,813	2,946	0	9,257	7,075	10,232
895 Indirect Costs	(1,442)	0	0	0	0	0	0
Budget Contingency	473	0	0	0	0	0	0
Total General Education Expenditures	**2,213,423**	**2,103,953**	**2,171,867**	**2,179,457**	**2,157,938**	**2,329,902**	**2,386,595**

New Discoveries Montessori Academy
Multi-Year Budget Projection Model
June 7, 2022

	53,303	59,183	60,180	55,502	53,213	15,302	15,191
					Budget Projections		
		Board Approved 06.21.21	Board Approved 11.22.21				
	2020 - 2021 Audited Actual	2021 - 2022 Original Budget	2021 - 2022 Revised Budget	2021 - 2022 Proposed Revised Budget	2022-2023 Proposed Original	2023-2024	2024-2025
School Expansion Grant F859							
100 Salaries	4,763	0	0	0	0	0	0
200 Benefits	735	0	0	0	0	0	0
366 In-State Travel	1,783	0	0	0	0	0	0
401 Noninstructional Supplies	20,528	0	0	0	0	0	0
430 Instructional Supplies	20,796	0	0	0	0	0	0
455 Non-Instructional Technology Supplies	7,747	0	0	0	0	0	0
456 Instructional Technology Supplies	40	0	0	0	0	0	0
460 Textbooks and Workbooks	4,087	0	0	0	0	0	0
470 Media Resources	6,276	0	0	0	0	0	0
530 Other Equipment Purchased	34,138	0	0	0	0	0	0
555 Technology Equipment	27,025	0	0	0	0	0	0
556 Instructional Technology Equipment	15,989	0	0	0	0	0	0
Total School Expansion Grant - Finance 859	**143,907**	**0**	**0**	**0**	**0**	**0**	**0**
REAP Grant							
556 Instructional Technology Equipment	19,794	20,000	20,000	20,000	20,000	20,000	20,000
Total REAP Grant	**19,794**	**20,000**	**20,000**	**20,000**	**20,000**	**20,000**	**20,000**
Title Program - Title I							
100 Salaries	45,690	55,057	55,057	68,124	57,401	61,327	62,648
200 Benefits	13,766	14,510	14,245	12,400	1,566	1,673	1,710
401 Supplies - Non Instructional	0	955	955	954	973	992	1,012
430 Instructional Supplies	0	1,531	1,531	1,531	1,561	1,592	1,624
Total Title I Expenditures	**59,456**	**72,053**	**71,787**	**83,009**	**61,502**	**65,585**	**66,994**
Title Programs - Title II							
303 Federal Contracted Services < $25,000	0	3,774	3,705	8,452	8,616	9,205	9,403
366 Travel, conferences and staff training	8,333	3,342	3,280	0	0	0	0
401 Supplies - Non Instructional	445	995	976	278	283	303	309
Total Title II Expenditures	**8,778**	**8,110**	**7,962**	**8,730**	**8,899**	**9,508**	**9,713**

New Discoveries Montessori Academy
Multi-Year Budget Projection Model
June 7, 2022

	2020 - 2021 Audited Actual	2021 - 2022 Original Budget (Board Approved 06.21.21)	2021 - 2022 Revised Budget (Board Approved 11.22.21)	2021 - 2022 Proposed Revised Budget	2022-2023 Proposed Original	2023-2024	2024-2025
	53,303	59,183	60,180	55,502	53,213	15,302	15,191
					Budget Projections		
Title Program - Title IV							
100 Salaries	9,922	0	0	0	0	0	0
350 Repairs and Maintenance	0	3,000	3,000	0	0	0	0
456 Instructional Technology Supplies	1,962	7,000	7,000	0	0	0	0
Total Title IV Expenditures	11,884	10,000	10,000	0	0	0	0
Federal ESSER and GEER Funding							
100 Salaries	64,560	165,000	205,000	246,890	150,000	0	0
200 Benefits	11,709	0	0	9,731	45,000	0	0
303 Purchased Services	11,133	0	0	22,427	0	0	0
401 Non-Instructional Supplies	5,325	0	0	5,759	0	0	0
456 Instructional Technology Supplies	24,087	0	0	46,481	0	0	0
556 Technology	9,260	0	0	56,718	0	0	0
899 Current Placeholder for Funding	0	45,021	45,021	0	192,644	0	0
Total Federal ESSER and GEER Funding	126,074	210,021	250,021	388,005	387,644	0	0
Federal CARES Relief Funding (CRF)							
100 Salaries	810	0	0	0	0	0	0
200 Benefits	130	0	0	0	0	0	0
401 Non-Instructional Supplies	20,697	0	0	0	0	0	0
430 Instructional Supplies	4,538	0	0	0	0	0	0
456 Instructional Technology Supplies	833	0	0	0	0	0	0
556 Technology Equipment	35,332	0	0	0	0	0	0
Total Federal CRF Funding	62,340	0	0	0	0	0	0

New Discoveries Montessori Academy
Multi-Year Budget Projection Model
June 7, 2022

	53,303	59,183	60,180	55,502	53,213	15,302	15,191
					Budget Projections		
		Board Approved 06.21.21	Board Approved 11.22.21				
	2020 - 2021 Audited Actual	2021 - 2022 Original Budget	2021 - 2022 Revised Budget	2021 - 2022 Proposed Revised Budget	2022-2023 Proposed Original	2023-2024	2024-2025
State Special Education							
100 Salaries	1,321,072	1,275,012	1,275,012	1,454,297	1,423,639	1,452,112	1,481,154
200 Benefits	301,525	316,348	316,348	349,888	332,592	348,527	365,523
360 Contracted Transportation	1,184,750	1,009,290	1,200,000	1,250,000	1,274,169	1,361,311	1,390,635
366 Travel, conferences and staff training	515	664	652	652	664	710	725
394 Special Education Fees for Services	60,928	82,996	81,477	81,477	83,053	88,733	90,644
396 Reimb. Salaries from Another School District	601	3,855	3,784	3,784	3,857	4,121	4,210
397 Reimb. Benefits from Another School District	204	825	809	809	825	882	901
433 Individualized Instructional Materials	2,067	0	0	0	0	0	0
533 Student Equipment	0	5,552	5,451	5,451	5,556	5,936	6,064
Total State Special Education	**2,871,662**	**2,694,541**	**2,883,533**	**3,146,358**	**3,124,356**	**3,262,330**	**3,339,855**
Federal Special Education - Finance 419							
200 Benefits	26,834	0	0	0	0	0	0
303 Federal Contracted Services < $25,000	15,000	15,300	15,020	15,020	15,310	16,358	16,710
366 Travel, conferences and staff training	852	2,550	2,503	2,503	2,552	2,726	2,785
389 Tuition Reimbursement	6,490	0	0	0	0	0	0
401 Supplies - Non Instructional	508	3,060	3,004	3,009	3,067	3,277	3,347
405 Non Instructional Software and License Fees	1,658	1,557	1,529	1,531	1,561	1,668	1,704
433 Individualized Instructional Materials	2,240	20,909	20,527	20,558	20,956	22,389	22,871
456 Instructional Technology Supplies	0	2,550	2,503	2,507	2,556	2,730	2,789
Total Federal Special Education - Finance 419	**53,582**	**45,927**	**45,087**	**45,129**	**46,002**	**49,148**	**50,206**

New Discoveries Montessori Academy
Multi-Year Budget Projection Model
June 7, 2022

	2020 - 2021 Audited Actual	2021 - 2022 Original Budget (Board Approved 06.21.21)	2021 - 2022 Revised Budget (Board Approved 11.22.21)	2021 - 2022 Proposed Revised Budget	2022-2023 Proposed Original (Budget Projections)	2023-2024	2024-2025
	53,303	*59,183*	*60,180*	*55,502*	*53,213*	*15,302*	*15,191*
Federal Special Education - Finance 420							
100 Salaries	4,479	0	0	0	0	0	0
Total Federal Special Education - Finance 420	**4,479**	**0**	**0**	**0**	**0**	**0**	**0**
Federal Special Education - Finance 425							
100 Salaries	8,614	5,772	5,829	5,829	5,946	6,353	6,489
200 Benefits	1,632	1,522	1,494	1,494	1,566	1,673	1,710
Total Federal Special Education - Finance 425	**10,246**	**7,294**	**7,323**	**7,323**	**7,512**	**8,026**	**8,199**
Food Service Program Expenses							
Salaries and Wages	13,635	49,515	49,515	90,964	92,843	94,699	96,593
Benefits	2,255	7,753	7,753	23,900	24,311	24,797	25,293
Purchased Services	842	6,453	6,453	6,453	6,582	7,194	7,819
Supplies and Materials	137,777	114,024	111,938	112,562	114,738	122,585	125,226
Federal Commodities Used	8,482	5,729	5,624	5,633	5,742	6,135	6,267
Dues, Memberships, Other Fees	1,264	1,514	1,486	1,489	1,517	1,621	1,656
Total Food Service Program Expenditures	**164,255**	**184,988**	**182,769**	**241,000**	**245,733**	**257,032**	**262,855**
Community Service Program Expenses							
Salaries and Wages	15,625	15,136	15,136	15,464	15,432	15,136	15,136
Benefits	0	2,703	2,703	2,473	2,505	2,801	2,801
Supplies and Materials	0	5,661	5,661	2,063	2,063	2,063	2,063
Total Community Service Program Expenditures	**15,625**	**23,500**	**23,500**	**20,000**	**20,000**	**20,000**	**20,000**
Total Expenditures	**5,765,506**	**5,380,388**	**5,673,850**	**6,139,011**	**6,079,587**	**6,021,532**	**6,164,418**
Verification	*5,765,506*	*5,380,388*	*5,673,850*	*6,139,011*	*6,079,587*	*6,021,532*	*6,164,418*
Annual Surplus (Deficit)	**53,303**	**59,183**	**60,180**	**55,502**	**53,213**	**15,302**	**15,191**
Per Audit	*53,305*						
Variance	*(2)*						
Beginning Fund Balance	321,603	381,268	374,906	374,906	430,408	483,621	498,923
Ending Fund Balance	**374,906**	**440,452**	**435,087**	**430,408**	**483,621**	**498,923**	**514,114**
Per Audit							
Variance							
Fund Balance Percentage of Annual Total Expenditures	**6.5%**	**8.2%**	**7.7%**	**7.0%**	**8.0%**	**8.3%**	**8.3%**
Debt Coverage Ratio Analysis	**1.47**	**1.30**	**1.35**	**1.35**	**1.30**	**1.21**	**1.21**

Approved 6/20/22

New Discoveries Montessori Academy
Administrator Review Committee

General Purpose:

The Administrator Review Committee is charged with setting compensation for the board appointed administrator. It delegates to the board appointed administrator the authority to set compensation for other executives, subject to the guidelines defined by the Administrator Review Committee.

Limits of Authority:

Administrator Review Committee is accountable to the Board of Directors.

Appointments and Composition:

At least when determining the compensation arrangement of the board appointed administrator, the Administrator Review Committee shall be made up entirely of individuals who do not have a conflict of interest with respect to the compensation arrangement. A member of the authorized body does not have a conflict of interest with respect to a compensation arrangement or property transfer only if the member:

1. Is not participating in or economically benefiting from the compensation arrangement or a family member of the board appointed administrator;

2. Is not in an employment relationship subject to the direction or control of the board appointed administrator;

3. Does not receive compensation or other payments subject to approval of the board appointed administrator;

4. Has no material financial interest affected by the compensation arrangement; and

5. Is not in a position to provide economic benefits to the board appointed administrator who, in turn, has approved or will approve a transaction providing economic benefits to the member.

Responsibilities:

The Administrator Review Committee will obtain and rely upon appropriate data as to comparability prior to making its determination regarding the compensation of the board appointed administrator. Appropriate comparability data includes, but is not limited to:

1. compensation levels paid by similarly situated schools for functionally comparable positions;

2. current compensation surveys compiled by independent firms; and

3. actual written offers from similar institutions competing for the services of the person whose compensation is being determined.

The Administrator Review Committee shall document the basis for its compensation determination for the board appointed administrator concurrently (before the later of the next meeting of the authorized body or 60 days after the final action) with making that determination. To that end, the written or electronic records of the Administrator Review Committee must note:

1. The terms of the compensation arrangement that was approved with respect to the board appointed administrator;

2. The date it was approved;

3. The names of the members of the Administrator Review Committee present during debate on the compensation arrangement that was approved;

4. The names of the members who voted in favor of and against it; and

5. If the Administrator Review Committee determines that reasonable compensation for a specific arrangement is higher or lower than the range of comparability data obtained, it must record the basis for its determination.

304A EXECUTIVE COMPENSATION

I. PURPOSE

New Discoveries Montessori Academy executive pay plan is designed to motivate executives to act in concert with the New Discoveries Montessori Academy vision, core values and mission; to support the New Discoveries Montessori Academy efforts to attract, retain, and reward above-average management talent; and to provide total compensation opportunities that are reasonable, fair and externally competitive with New Discoveries Montessori Academy's peer groups.

II. STATEMENT OF POLICY

A. It is the policy of the New Discoveries Montessori Academy that all compensation paid by the New Discoveries Montessori Academy to an executive employee shall be reasonable in amount in relation to the services actually provided by the employee. For these purposes, the term "compensation" includes salary, bonuses, fringe benefits (such as use of automobiles, club memberships, personal time off and other compensated time off, health, life and disability insurance programs), severance payments and deferred compensation/retirement benefits.

B. In determining the amount of compensation to be paid or provided to an executive employee, the following factors to the extent applicable shall be considered:

1. the employee's qualifications;

2. the nature, extent, scope and complexity of the employee's duties;

3. the compensation levels paid by similarly situated schools, for functionally comparable positions;

4. the extent to which a qualified successor to the employee would be available and the amount of compensation which would need to be paid in order to secure the services of a qualified successor; and

5. the compensation being paid to other New Discoveries Montessori Academy employees, including non-executive employees.

C. A COBRA bridge will be a part of the compensation package for the board appointed administrator and will determined and paid out as follows:

1. Fifteen hundred dollars ($1500.00) will be set aside for each year of service as the board appointed administrator.

2. Upon the employee's departure from the position, fifteen hundred dollars ($1500.00) per month will be placed in an HSA account until the amount set aside for the COBRA bridge is exhausted.

III. PEER GROUP

Since New Discoveries Montessori Academy recruits and must compete locally, regionally and nationally for high-quality executive leadership, its peer group for competitive market comparisons consists of organizations of similar size and complexity nationally, regionally and locally.

IV. AUTHORITY FOR SETTING COMPENSATION

The Administrator Review Committee sets compensation for the board appointed administrator. It delegates to the board appointed administrator the authority to set compensation for other executives, subject to the guidelines defined by the Administrator Review Committee.

V. PROCEDURE

The Director Review Committee shall use the following procedure to set the compensation of the director.

A. At least when determining the compensation arrangement of the board appointed administrator, the Administrator Review Committee shall be made up entirely of individuals who do not have a conflict of interest with respect to the compensation arrangement. A member of the authorized body does not have a conflict of interest with respect to a compensation arrangement or property transfer only if the member:

1. Is not participating in or economically benefiting from the compensation arrangement or a family member of any such person;

2. Is not in an employment relationship subject to the direction or control of any person in "A" above;

3. Does not receive compensation or other payments subject to approval of any person in "A" above;

4. Has no material financial interest affected by the compensation arrangement; and

5. Is not in a position to provide economic benefits to any person in "A" above who, in turn, has approved or will approve a transaction providing economic benefits to the member.

B. The Administrator Review Committee will obtain and rely upon appropriate data as to comparability prior to making its determination regarding the compensation of the director. Appropriate comparability data includes, but is not limited to:

1. compensation levels paid by similarly situated schools for functionally comparable positions;

2. current compensation surveys compiled by independent firms; and

3. actual written offers from similar institutions competing for the services of the person whose compensation is being determined.

C. The Administrator Review Committee shall document the basis for its compensation determination for the board appointed administrator concurrently (before the later of the next meeting of the authorized body or 60 days after the final action) with making that determination. To that end, the written or electronic records of the Administrator Review Committee must note:

1. The terms of the compensation arrangement that was approved with respect to the board appointed administrator;

2. The date it was approved;

3. The names of the members of the Administrator Review Committee present during debate on the compensation arrangement that was approved;

4. The names of the members who voted in favor of and against it; and

5. If the Administrator Review Committee determines that reasonable compensation for a specific arrangement is higher or lower than the range of comparability data obtained, it must record the basis for its determination.